



**Department of Communications**

401 Broadway • Suite 211 • Gary, Indiana 46402-1236

Phone 219.881.1314 • Fax 219.881.1337

Email [ldburns@ci.gary.in.us](mailto:ldburns@ci.gary.in.us)

Karen Freeman-Wilson  
Mayor

LaLosa Dent Burns  
Director of Communications

**FOR IMMEDIATE RELEASE:**

August 27, 2018

**GARY RELEASES FINAL ACCOUNT ANALYSIS OF CITY'S 224 FUND**

**Gary, Indiana**-This past Friday, the city of Gary released the final Account Analysis of the city's 224 fund. The Account Analysis performed by Whittaker and Associates, provides a detailed analysis of the 224 fund, an account restricted by city ordinance to expenditures related to Emergency Medical Services (EMS).

According to the Whittaker report, the account analysis revealed the following:

Transfers totaling \$8,160,403.37 from fund 224 were made between January 1, 2015 and March 31, 2018 to unrestricted city accounts. While the funds were entered into other accounts, the report stated that the transfers were made to pay legitimate city expenses. The report also showed...of the \$8,160,403.37 transferred, \$131,850.49 was not fully identified during the account analysis.

Additionally, the report makes several recommendations to strengthen internal controls over cash receipts and disbursements. They include opening a separate bank account that handles all of the deposits and withdrawals; ensuring that the Mayor, Council President and Fire Chief receive monthly reports regarding the activity in the fund, and reconciling the account and funds to ensure that this action is not repeated.

Mayor Freeman-Wilson stated, "I am pleased that the report has been completed. I look forward to reviewing it in detail with our team and the members of the city council so that we can implement the recommendations and insure good stewardship of public dollars. Many of the measures have already been implemented." Freeman-Wilson also stated, "While the need to use restricted funds underscores the financial challenges facing the city of Gary, there is no legitimate reason to circumvent a clear process for seeking and receiving council approval. We have placed safeguards to assure that the 224 fund is used only for expenses allowed by the ordinance."

The report along with the findings and recommendations have been forwarded to the Gary Common Council and State Board of Accounts. The report will also be made available on the city of Gary's website, [www.garyin.us](http://www.garyin.us).

**-30-**

***City of Gary, Indiana***

**Account Analysis for Fund 224**

**January 1, 2015 – March 31, 2018**

Gary Office  
201 E. 5<sup>th</sup> Ave., Suite A  
Gary, IN 46402  
P: (219) 880-0850  
F: (219) 880-0858



Chicago Office  
150 N. Michigan, Suite 2800  
Chicago, IL 60601  
P: (312) 863-8658  
F: (312) 624-7701

August 21, 2018

Honorable Karen Freeman-Wilson  
Mayor, City of Gary  
401 Broadway  
Gary, Indiana 46402

Dear Mayor Freeman-Wilson:


Thank you for the opportunity to provide our services to the City of Gary.

Our firm was engaged to conduct an Account Analysis of the City of Gary Fund 224 (Part of Bank 10 – City of Gary Accumed A/C 10100). The aim of the Account Analysis is to determine why there is a difference of \$4,281,303.41 between the cash as reported on the City of Gary Fund 224 (Part of Bank 10 – City of Gary Accumed A/C 10100) Chase Bank statement at 12/31/2017 (\$155,882.99) and the RDS system (\$4,437,186.40) for the same time period.

We analyzed Fund 224 deposits and withdrawals and the policies and procedures regarding the same and list our preliminary observations and recommendations on the following pages.

If you have any questions regarding our report, please do not hesitate to contact me at 219-880-0850.

Sincerely,

  
Curtis A. Whittaker, Sr., CPA  
Whittaker & Company, PLLC

- a. We analyzed the withdrawals listed on the Fund 224 Chase Checking account bank statement for the periods January 1, 2015 – March 31, 2018 (wire transfers and other withdrawals) to determine the uses of the dollars.
  - a. We traced each wire transfer listed on the Fund 224 Chase Checking account bank statement for the periods January 1, 2015 – March 31, 2018 to determine where the funds went.
    - i. We noted that there were \$8,160,403.37, (not entered/posted in RDS), transferred via wire transfer from Fund 224 as follows: (See Exhibit 1 for additional details)
      1. We noted that \$4,527,720.79 or 55% of the wire transfers went to the City of Gary Fifth Third Payroll account to cover payroll expenses. (See Exhibit A for additional details)
        - i. Please note that payroll expenses for Fund 224 are approximately \$25,000 each pay period and this is the amount that appears within RDS general ledger. However, on average, approximately \$163,000 more was transferred to the payroll account.
        - ii. This means that a Due To Fund 224 and a Due From the Payroll Account should have been entered/recorded in the RDS accounting ledger to account for the transfers that have been made. (This was not performed)
        - iii. We recommend that the wire transfers to the payroll account of \$4,527,720.79 that were not recorded into the RDS general ledger account be recorded immediately.
      2. We noted that \$1,285,478.86 or 16% of the wire transfers went to the City of Gary Fifth Third Blight Elimination Checking and Savings Account Fund 855 (please note that the scope of our initial engagement was limited to analyzing Fund 224; we anticipate the next phase of the engagement being to analyze the other funds and accounts). (See Exhibit B for additional details)
        - a. Per our discussions with Department Heads, we noted that the Blight Elimination Fund (855) is the Fund into which the City of Gary receives, on a reimbursement basis, the Hardest Hit Funds from the State of Indiana.
        - b. We recommend that an account analysis be performed of the Blight Elimination Fund (855) to ensure:

- i. Reimbursements are processed and received from the State of Indiana.
    - ii. The Hardest Hit Funds were spent appropriately and
    - iii. To determine if there is a Due To/Due From amount outstanding between Fund 224 and Fund 855.
  - c. We further recommend that the wire transfers to the Hardest Hit Fund bank account of \$1,285,478.86 be recorded in the RDS general ledger account immediately.
3. We noted that \$1,940,000 or 24% of the wire transfers went to the Chase Bank Account – Bank 10 Special Revenue Disbursement Account (this is the account where **ALL** of the checks for Fund 224; and the other 145 City funds associated with bank 10, are paid from.) (See Exhibit C for additional details)
- a. Because the Special Revenue Disbursement account is made up of 146 City Funds, we recommend that an account analysis be performed for each Fund to determine:
    - i. The Due To/Due From amount for each of the 146 Special Revenue Funds, if any.
    - ii. To ensure that the account activity in the 146 Special Revenue funds is recorded correctly.
  - b. We further recommend that the wire transfers to the Special Revenue Disbursement bank account of \$1,940,000 be recorded in the RDS general ledger account immediately.
4. The remaining \$407,203.72 or 5% includes smaller wire transfers made during the review period to various other Funds (See Exhibit D for additional details)
- a. We recommend that an account analysis be performed of the various other Funds shown on the Exhibit D to determine:
    - i. The Due To/Due From amount for each of the Funds, if any.
    - ii. To ensure that the account activity in the various other funds is recorded correctly.
- b. We analyzed the deposits listed on the Fund 224 Chase Checking account bank statement for the period from January 1, 2015 – March 31, 2018 to determine if the deposits were entered into RDS.

- a. We traced the deposits listed on the Chase Checking account bank statement for the periods January 1, 2015 – March 31, 2018 to the RDS general ledger and noted that the deposits we traced from the bank statement deposits were entered into the RDS general ledger for Fund 224.
- b. We evaluated the source of the deposits and noted that the money being deposited into Fund 224 is typically for payments for services that the City has provided/performed.
- c. We analyzed the withdrawals posted in RDS for Fund 224 for the periods January 1, 2015 – March 31, 2018.
  - a. We noted that there are 10 bank and/or investment accounts and 146 Special Revenue Funds that make up the Bank 10 Special Revenue account.
  - b. We noted that check payments are being posted to Fund 224, but are being paid out of the Bank 10 Special Revenue Disbursement Account.
  - c. In reviewing the bank reconciliations that had been performed by an outside firm, we noted that Bank 10 checks for all 146 Special Revenue Funds are written out of Chase Bank 10 Special Revenue Disbursements account.
  - d. For 3 sample months, we traced checks that were posted to Fund 224 to Bank 10 Special Revenue Disbursement account bank statements and we noted that the checks that were posted to Fund 224 represent only Fund 224 expenses.
  - e. We also noted that the correct payroll entries are being posted into RDS Fund 224 each pay period.
  - f. Because the Special Revenue Disbursement account is made up of 146 Special Revenue Funds, we recommend:
    - i. An account analysis be performed for each of the 146 Special Revenue Funds to ensure check payments and journal entries are posted correctly.
    - ii. A Due To/Due From analysis be performed for each of the 146 Special Revenue Funds to determine any inter-fund activity is not recorded.
- d. We analyzed the deposits listed in RDS for Fund 224 for the periods January 1, 2015 – March 31, 2018.
  - a. We analyzed the spreadsheet we received from the Controller and noted that the RDS deposits were significantly higher than the bank deposits for certain months.
    - i. We analyzed the RDS detail to determine what was driving the variance, and noted that there are \$1,947,719 of deposits listed in RDS that are not shown on the bank statements for Fund 224 (See Exhibit E). We made a request of the Controller's office for the source documents that make up the \$1,947,719 of deposit transaction listed in Exhibit E.

The Controller explained the deposits that appear in Fund 224 in RDS were actually deposited into the Bank 10 Special Revenue Disbursement account. Upon reviewing the Bank 10 Special Revenue Disbursement account bank statements we were not able to match the deposit amounts listed on Exhibit E to the Bank 10 Special Revenue bank statement. We contacted the Controller again for additional support of the deposit amounts listed in Exhibit E. The Controller explained that deposits are batched together and can include receipts from any of the 146 Special Revenue Funds. She provided us with the deposit batch details for ten (10) of the eleven (11) deposit transactions (See Exhibit F). We reviewed this deposit support and were able to determine that ten of the eleven Exhibit F deposits were in fact part of the batch deposits listed on the Bank 10 Special Revenue bank statement. We were further able to determine from the deposit detail the other Funds that had receipts on that day. To obtain additional information related to the final outstanding deposit of \$131,850.49, we contacted the former Controller and former Deputy Controller. We did not receive a response from the former Controller. The former Deputy Controller, communicating through her attorney, could not provide us with specific information regarding the bank the \$131,850.49 was deposited in.

ii. In addition to the above, we further noticed that there are \$14,800 of small teller deposits posted in RDS general ledger that are not on the Fund 224 bank statements (See Exhibit G). We made a request of the Controller's office for the source documents that make up the \$14,800 small teller deposits. The Controller's office provided us with the needed support documents for approximately 95% of the \$14,800 in small deposits and we traced the deposits to the Special Revenue Disbursement bank account. The small deposits were part of batch deposits which agreed with the city records.

iii. We recommend:

1. The \$131,850.49 unaccounted for deposit be forwarded to the proper agencies for further investigation.
  2. An account analysis be performed for each of the 146 Special Revenue Funds to ensure deposits and journal entries are posted correctly.
  3. A Due To/Due From analysis be performed for each of the 146 Special Revenue Funds to determine any inter-fund activity not recorded.
  4. That all checks received for Fund 224 services be deposited into the Fund 224 bank account.
  5. That all teller deposits received for Fund 224 be deposited into the Fund 224 bank account.
- e. In analyzing the Non-Reverting Fund 224 bank activity, we noted that cash was moved from one bank account to another via wire transfer without receiving proper Council approval before or after the wire transfers were made.



Thus, while there is a control procedure in place that documents how a transfer of cash between funds should take place, it was not consistently followed. We recommend that any transfers from restricted bank accounts go through the proper approval process.

Finally, we offer the following recommendations as a means to strengthen the internal control environment of the City of Gary Controllers Office:

- a. Open a new Fund 224 Checking Account. This will enable checks to be written from Fund 224 without the need to transfer cash to the Special Disbursement Revenue Bank Account.
- b. All future Fund 224 deposits should be deposited into this new Fund 224 Checking account and the old Fund 224 checking account should be closed once the Bank 10 evaluation is completed. In addition to this, all deposits and withdrawals should be recorded with the RDS accounting system. Finally, any cash remaining in the old Fund 224 bank account should be transferred to the new Fund 224 Bank account.
- c. The remaining 145 Funds associated with Bank 10 should be reconciled and all unrecorded transactions discovered during the reconciliation should be recorded within the RDS accounting system.
- d. All Fund 224 unrecorded/unposted transactions listed above should be recorded into the RDS accounting system immediately.
- e. All future transfers of cash between bank accounts that require Council approval should be taken to the Gary Common Council for approval.
- f. City Controller should perform an analysis of the 146 Funds and 10 Bank accounts associated with Bank 10 to determine the need for each Fund and bank account.
- g. An account analysis be performed for each of the 146 Special Revenue Funds to ensure deposits and journal entries are posted correctly.
- h. A Due To/Due From analysis be performed for each of the 146 Special Revenue Funds to determine any inter-fund activity not recorded.
- i. All transactions identified as Due To/Due From should be recorded in the RDS accounting system, and not carried forward as a reconciling item on the bank reconciliations.
- j. Bank 10 and all 10 bank accounts be reconciled individually and then one large reconciliation should be performed.
- k. A control document should be created by the Controllers' Office that lists all cash/bank transfers performed during the month. This document should be provided to the Mayor's Office and the Gary Common Council President on a monthly basis.
- l. A month-end procedure should be implemented to ensure all transactions listed on the bank statements are recorded in the RDS accounting system.
- m. Transfers of cash between bank accounts that are not captured in the same RDS fund should be posted in the RDS accounting system.

**Fund 224 Analysis**  
**Wire Transfers Not Posted in General ledger**

Date	Bank	Funds	Total Credits	
Feb '15	10	224	35,579.72	02/27 Fund 830 Huntington Bank
Mar '15	10	224	100,000.00	03/04 Chase #0550
Mar '15	10	224	71.39	03/16 NSF returned Item
Apr '15	10	224	121,552.61	04/16 Payroll
May '15	10	224	100,000.00	05/01 Chase #0550
May '15	10	224	50,000.00	05/26 Chase #0550
Jun '15	10	224	106,000.00	06/16 Payroll
Jun '15	10	224	26,348.24	06/22 Fund 792 Underwriter WC claims
Jul '15	10	224	5,713.60	08/12 Teller Deposit
Oct '15	10	224	196,046.96	10/01 Payroll
Oct '15	10	224	196,046.96	10/16 Payroll
Oct '15	10	224	11,600.00	10/27 To Genesis Bank 16 Chase #0508
Oct '15	10	224	188,407.90	10/30 Payroll
Nov '15	10	224	191,965.54	11/13 Payroll
Nov '15	10	224	188,851.48	11/25 Payroll
Dec '15	10	224	204,133.90	12/11 Payroll
<b>2015</b>			<b>1,722,318.30</b>	<b>2015 Wires not posted to GL</b>
Feb '16	10	224	1,889.08	02/12 Fund 879 bank 16 Genesis
Feb '16	10	224	300,000.00	02/12 Fund 855 Blight Elimination
Mar '16	10	224	190,000.00	03/28 Chase #0550
Mar '16	10	224	166,245.00	03/01 Fund 855 Blight Elimination
Apr '16	10	224	78.33	04/22 NSF returned Item
Apr '16	10	224	198,458.30	04/28 Payroll
Apr '16	10	224	7,051.94	04/29 Fund 216 Marquette Park
Apr '16	10	224	13,234.06	04/29 Fund 416 South Gleason Golf Course
May '16	10	224	158,388.90	05/16 Fund 855 Blight Elimination
May '16	10	224	197,680.85	05/26 Payroll
May '16	10	224	150.00	05/27 NSF item returned
Jun '16	10	224	206,909.69	06/13 Payroll
Jun '16	10	224	218,719.21	06/23 Payroll
Jul '16	10	224	221,868.75	07/11 Payroll
Jul '16	10	224	50.00	07/21 NSF item returned
Jul '16	10	224	150,506.00	07/21 Fund 834 Huntington Bank
Sep '16	10	224	100.00	09/23 NSF item returned
Sep '16	10	224	195,080.40	09/30 Payroll
Oct '16	10	224	191,072.01	10/14 Payroll
Oct '16	10	224	180,463.83	10/28 Payroll
Nov '16	10	224	156,687.42	11/15 Fund 855 Blight Elimination
Dec '16	10	224	100,000.00	12/08 Payroll
Dec '16	10	224	203,974.90	12/22 Payroll
<b>2016</b>			<b>3,058,608.67</b>	<b>2016 Wires not posted to GL</b>
Mar '17	10	224	293,369.59	03/16 Fund 855 Blight Elimination
Mar '17	10	224	250,000.00	03/29 Payroll
Mar '17	10	224	2,468.38	03/31 Fund 216 Marquette Park
Apr '17	10	224	18.98	04/13 BNY Hud 108
May '17	10	224	1,000,000.00	05/19 Chase #0550 5 Alarm Payment
May '17	10	224	224,165.80	05/26 Payroll
Jun '17	10	224	233,529.94	06/09 Payroll
Oct '17	10	224	93,000.00	10/13 Fund 446 Sec 108 Debt Srv
Oct '17	10	224	95,042.00	10/13 Fund 855 Blight Elimination
Oct '17	10	224	500,000.00	10/26 Chase #0550 Cover Negative Balance
Nov '17	10	224	100,000.00	11/13 Payroll
Nov '17	10	224	204,422.68	11/21 Payroll
DEC '17	10	224	208,369.08	12/08 Payroll
<b>2017</b>			<b>3,204,386.45</b>	<b>2017 Wires not posted to GL</b>

Date	Bank	Funds	Total Credits	
Feb'18	10	224	28,744.00	02/20 Centier NWI HCBI
Mar '18	10	224	115,745.95	03/05 Fund 855 Blight Elimination
Mar '18	10	224	30,600.00	03/13 Bank 11 Fund 101 Chase Gen Account
<b>2018</b>			<b>175,089.95</b>	<b>2018 Wires not posted to GL</b>

8,160,403.37

TOTAL Wire transfers not posted to GL

**Fund 224 Analysis**  
**Wire Transfers Not Posted in General ledger**

Date	Bank	Funds	Total Credits	Wire Description
Apr '15	10	224	121,552.61	04/16 Payroll
Jun '15	10	224	106,000.00	06/16 Payroll
Oct '15	10	224	196,046.96	10/01 Payroll
Oct '15	10	224	196,046.96	10/16 Payroll
Oct '15	10	224	188,407.90	10/30 Payroll
Nov '15	10	224	191,965.54	11/13 Payroll
Nov '15	10	224	188,851.48	11/25 Payroll
Dec '15	10	224	204,133.90	12/11 Payroll
Apr '16	10	224	198,458.30	04/28 Payroll
May '16	10	224	197,680.85	05/26 Payroll
Jun '16	10	224	206,909.69	06/13 Payroll
Jun '16	10	224	218,719.21	06/23 Payroll
Jul '16	10	224	221,868.75	07/11 Payroll
Sep '16	10	224	195,080.40	09/30 Payroll
Oct '16	10	224	191,072.01	10/14 Payroll
Oct '16	10	224	180,463.83	10/28 Payroll
Dec '16	10	224	100,000.00	12/08 Payroll
Dec '16	10	224	203,974.90	12/22 Payroll
Mar '17	10	224	250,000.00	03/29 Payroll
May '17	10	224	224,165.80	05/26 Payroll
Jun '17	10	224	233,529.94	06/09 Payroll
Nov '17	10	224	100,000.00	11/13 Payroll
Nov '17	10	224	204,422.68	11/21 Payroll
DEC '17	10	224	208,369.08	12/08 Payroll
			4,527,720.79	5/3rd Payroll Bank 5 Fund 102
			55%	

**Fund 224 Analysis**  
**Wire Transfers Not Posted in General ledger**

Date	<u>Bank</u>	<u>Funds</u>	<u>Total Credits</u>	<u>Wire Description</u>
Feb '16			300,000.00	02/12 Fund 855 Blight Elimination
Mar '16			166,245.00	03/01 Fund 855 Blight Elimination
May '16			158,388.90	05/16 Fund 855 Blight Elimination
Nov '16			156,687.42	11/15 Fund 855 Blight Elimination
Mar '17			293,369.59	03/16 Fund 855 Blight Elimination
Oct '17			95,042.00	10/13 Fund 855 Blight Elimination
Mar '18			115,745.95	03/05 Fund 855 Blight Elimination
			1,285,478.86	Blight Elimination 5/3rd XXX6068 Bank 3 Fund 855
			16%	

**Fund 224 Analysis**  
**Wire Transfers Not Posted in General ledger**

<u>Date</u>	<u>Bank</u>	<u>Funds</u>	<u>Total Credits</u>	<u>Wire Description</u>
Mar '15	10	224	100,000.00	03/04 Chase #0550
May '15	10	224	100,000.00	05/01 Chase #0550
May '15	10	224	50,000.00	05/26 Chase #0550
Mar '16	10	224	190,000.00	03/28 Chase #0550
May '17	10	224	1,000,000.00	05/19 Chase #0550 (5 Alarm Payment )*
Oct '17	10	224	500,000.00	10/26 Chase #0550 Cover Negative Balance
			1,940,000.00	Chase XXX#0550 Bank 10 Spec Rev Disb account

24%

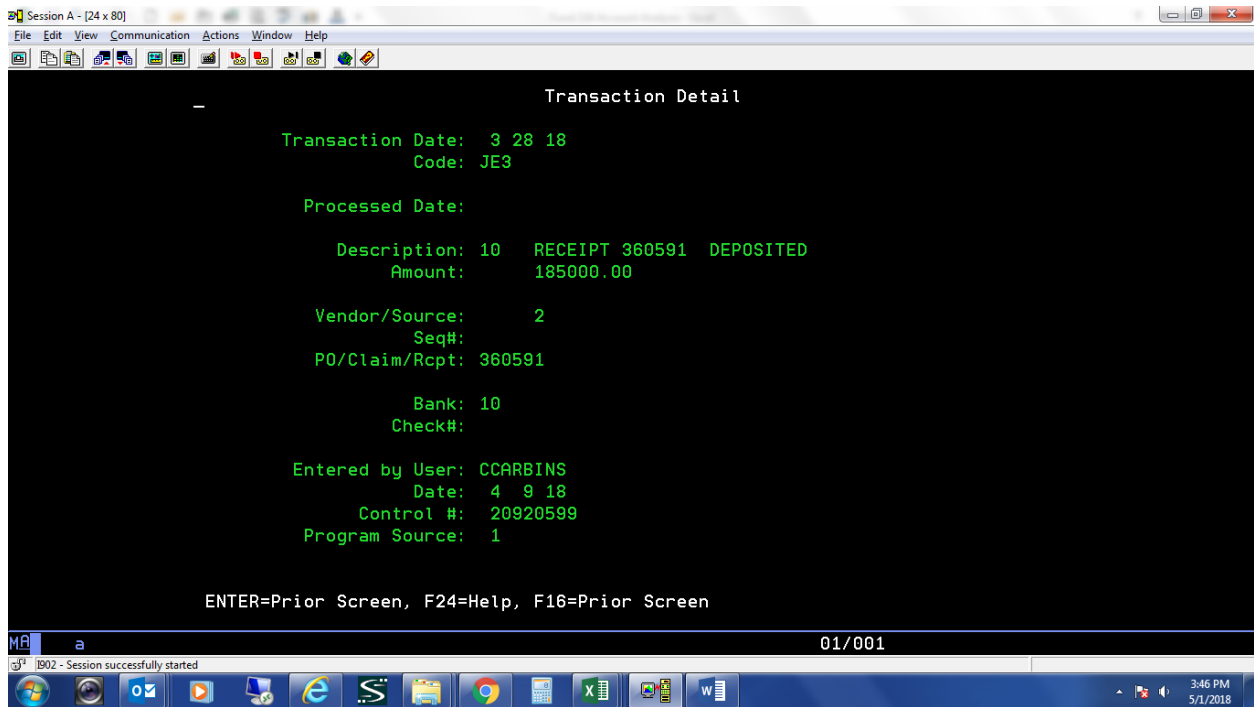
\* 5 Alarm payment of \$798,015 is a vendor expense for Fund 275 FEMA Grant GFD

**Fund 224 Analysis**  
**Wire Transfers and Bank Charges Not Posted in General ledger**

Date	Bank	Funds	Total Credits	
Feb '15	10	224	35,579.72	02/27 Fund 830 Huntington Bank
Jul '16	10	224	150,506.00	07/21 Fund 834 Huntington Bank
Jun '15	10	224	26,348.24	06/22 Fund 792 Underwriter WC claims
Oct '15	10	224	11,600.00	10/27 Fund 879 Genesis Bank 16 Chase #0508
Feb '16	10	224	1,889.08	02/12 Fund 879 Bank 16 Genesis
Apr '16	10	224	13,234.06	04/29 Fund 416 South Gleason Golf Course
Jul '15	10	224	5,713.60	08/12 Fund 216 Marquette Park
Apr '16	10	224	7,051.94	04/29 Fund 216 Marquette Park
Mar '17	10	224	2,468.38	03/31 Fund 216 Marquette Park
Apr '17	10	224	18.98	04/13 Fund 446 BNY Hud 108
Oct '17	10	224	93,000.00	10/13 Fund 446 Sec 108 Debt Srv
Feb '18	10	224	28,744.00	02/20 Centier NWI HCBI
Mar '18	10	224	30,600.00	03/13 Bank 11 Fund 101 Chase Gen Account
Mar '15	10	224	71.39	03/16 NSF returned Item
Apr '16	10	224	78.33	04/22 NSF returned Item
May '16	10	224	150.00	05/27 NSF item returned
Jul '16	10	224	50.00	07/21 NSF item returned
Sep '16	10	224	100.00	09/23 NSF item returned
			<u>407,203.72</u>	Other Transfers and Bank Charges

5%

# EXHIBIT E





# EXHIBIT E

Session A - [24 x 80]

File Edit View Communication Actions Window Help

Transaction Detail

Transaction Date: 8 2 17  
Code: JE3

Processed Date: 8 31 17

Description: 10 RECEIPT 349137 DEPOSITED  
Amount: 155858.09

Vendor/Source: 2  
Seq#:   
PO/Claim/Rcpt: 349137

Bank: 10  
Check#:

Entered by User: CCARBINS  
Date: 8 4 17  
Control #: 20624460  
Program Source: 1

ENTER=Prior Screen, F24=Help, F16=Prior Screen

MA a 01/001

1902 - Session successfully started

3:39 PM 5/1/2018

Session A - [24 x 80]

File Edit View Communication Actions Window Help

Transaction Detail

Transaction Date: 8 9 17  
Code: JE3

Processed Date: 8 31 17

Description: 10 RECEIPT 349418 DEPOSITED  
Amount: 195693.53

Vendor/Source: 2  
Seq#:   
PO/Claim/Rcpt: 349418

Bank: 10  
Check#:

Entered by User: CCARBINS  
Date: 8 11 17  
Control #: 20630758  
Program Source: 1

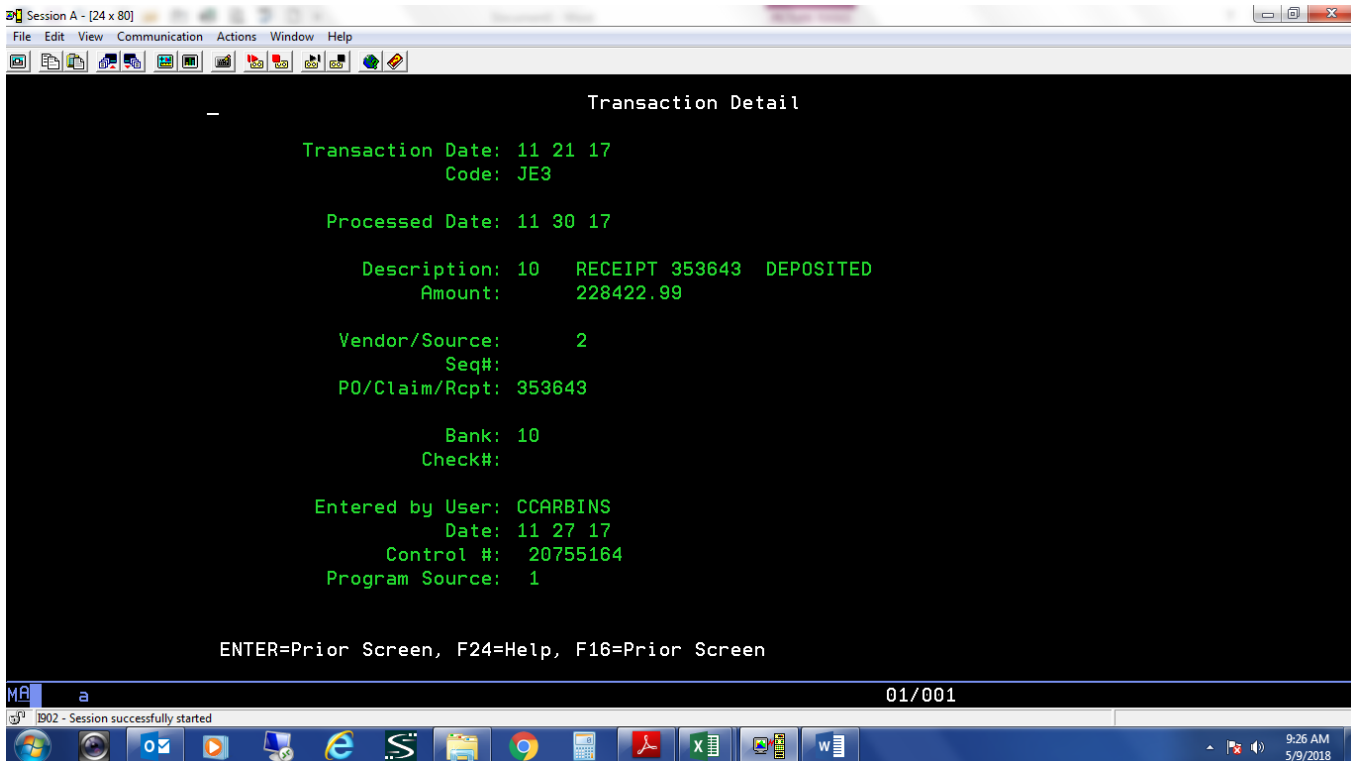
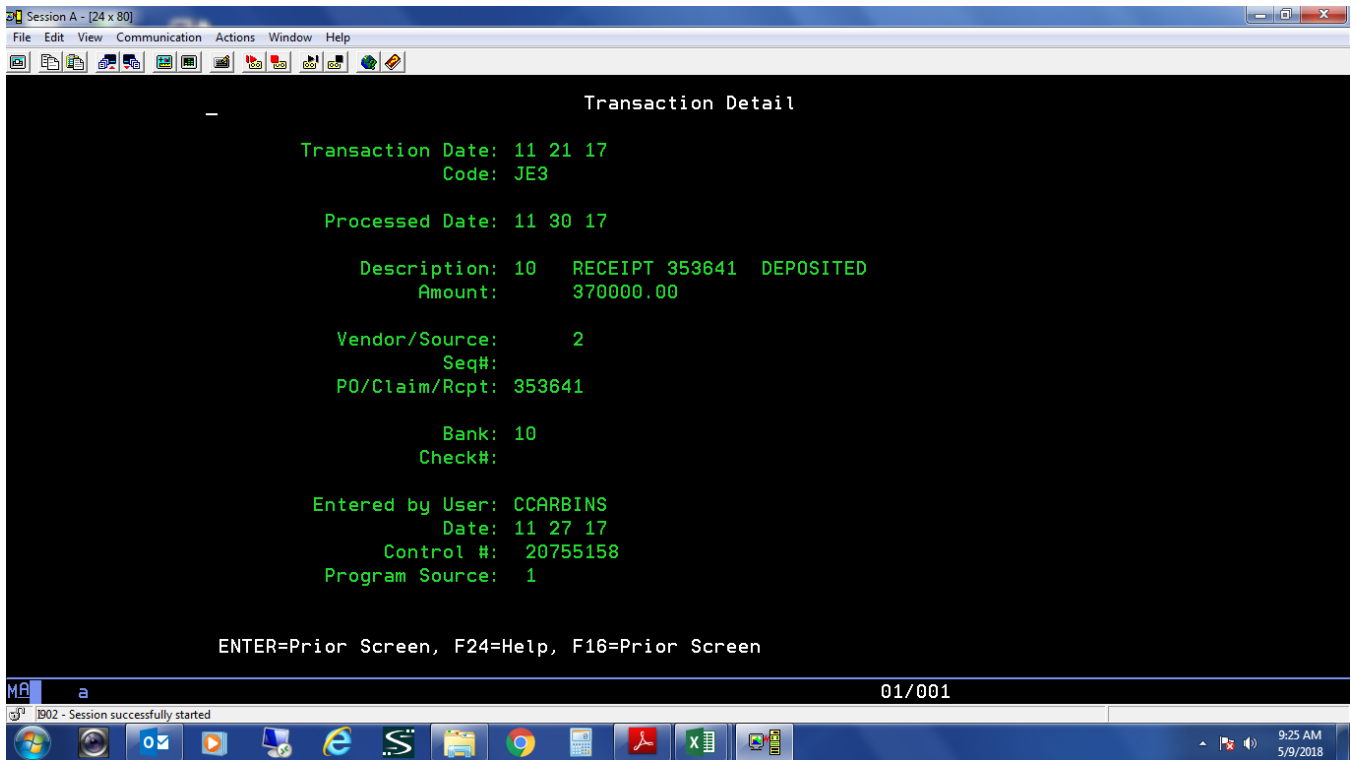
ENTER=Prior Screen, F24=Help, F16=Prior Screen

MA a 01/001

1902 - Session successfully started

3:38 PM 5/1/2018

# EXHIBIT E



# EXHIBIT E

Session A - [24 x 80]

File Edit View Communication Actions Window Help

Transaction Detail

Transaction Date: 8 30 16  
Code: JE3

Processed Date: 8 31 16

Description: 10 RECEIPT 333632 DEPOSITED  
Amount: 197925.48

Vendor/Source: 2  
Seq#:   
PO/Claim/Rcpt: 333632

Bank: 10  
Check#:

Entered by User: ADAVIS  
Date: 8 30 16  
Control #: 20227756  
Program Source: 1

ENTER=Prior Screen, F24=Help, F16=Prior Screen

MA a 01/001

902 - Session successfully started

3:56 PM 5/1/2018

Session A - [24 x 80]

File Edit View Communication Actions Window Help

Transaction Detail

Transaction Date: 8 31 16  
Code: JE3

Processed Date: 8 31 16

Description: 10 RECEIPT 333662 DEPOSITED  
Amount: 161933.72

Vendor/Source: 2  
Seq#:   
PO/Claim/Rcpt: 333662

Bank: 10  
Check#:

Entered by User: JWILLIAMS  
Date: 9 7 16  
Control #: 20237839  
Program Source: 1

ENTER=Prior Screen, F24=Help, F16=Prior Screen

MA a 01/001

902 - Session successfully started

3:56 PM 5/1/2018

# EXHIBIT E

Session A - [24 x 80]

File Edit View Communication Actions Window Help

Transaction Detail

Transaction Date: 10 24 16  
Code: JE3

Processed Date: 10 31 16

Description: 10 RECEIPT 335746 DEPOSITED  
Amount: 134324.14

Vendor/Source: 2  
Seq#:   
PO/Claim/Rcpt: 335746

Bank: 10  
Check#:

Entered by User: JWILLIAMS  
Date: 10 26 16  
Control #: 20291146  
Program Source: 1

ENTER=Prior Screen, F24=Help, F16=Prior Screen

MA a 01/001

IB02 - Session successfully started

3:54 PM 5/1/2018

Session A - [24 x 80]

File Edit View Communication Actions Window Help

Transaction Detail

Transaction Date: 12 31 15  
Code: JE2

Processed Date: 12 31 15

Description: ems fees 00003465  
Amount: 131850.49

Vendor/Source:   
Seq#:   
PO/Claim/Rcpt:

Bank:   
Check#:

Entered by User: MROBY  
Date: 8 16 16  
Control #: 20210210  
Program Source: 2

ENTER=Prior Screen, F24=Help, F16=Prior Screen

MA a 01/001

IB02 - Session successfully started

3:59 PM 5/1/2018

EXHIBIT E

Session A - [24 x 80]

File Edit View Communication Actions Window Help

Transaction Detail

Transaction Date: 12 31 15

Code: JE3

Processed Date: 12 31 15

Description: 10

RECEIPT 324930 DEPOSITED

Amount: 126790.72

Vendor/Source: 2

Seq#:

P0/Claim/Rcpt: 324930

Bank: 10

Check#:

Entered by User: MROBY

Date: 2 19 16

Control #: 20005445

Program Source: 1

ENTER=Prior Screen, F24=Help, F16=Prior Screen

MA a 01/001

IB02 - Session successfully started

3:59 PM  
5/1/2018

## EXHIBIT F

## Deposit Balance Sheet

Date 3/27/18  
 Account Number 180005720550  
 Entered By: Cornelia Carbins

### Wrapped Money

100's	X	1000 =	0.00
50's	X	1000 =	0.00
20's	X	500 =	0.00
10's	X	500 =	0.00
5's	X	100 =	0.00
1's	X	50 =	0.00

checks

### Loose Money

100's	1 X	100 =	100.00
50's	X	50 =	0.00
20's	18 X	20 =	360.00
10's	5 X	10 =	50.00
5's	15 X	5 =	75.00
2's	X	2 =	0.00
1's	20 X	1 =	20.00

\$60.00

\$1,040.00

\$5.00

\$15.00

\$200.00

\$10.00

\$250.00

\$50.00

\$320.00

\$476.91 ✓

\$15.00

\$15.00

\$185,000.00 ✓

\$460.00

\$105.00

\$20.00

\$20.00

\$20.00

\$20.00

\$20.00

\$20.00

\$20.00

\$20.00

\$243.62

\$290.40

\$140.97

\$443.28

\$1,171.96

\$295.00

\$59,919.83 ✓

✓ = already pulled

### Cash Total

605.00

### Rolled Coin

1.00	X	25.00 =	0.00
0.50	X	10.00 =	0.00
0.25	X	10.00 =	0.00
0.10	X	5.00 =	0.00
0.05	X	2.00 =	0.00
0.01	X	0.50 =	0.00

### Loose Coin

1.00	X	1.00 =	0.00
0.50	X	0.50 =	0.00
0.25	X	0.25 =	0.00
0.10	X	0.10 =	0.00
0.05	X	0.05 =	0.00
0.01	X	0.01 =	0.00

### Coin Total

250,686.97

251,291.97

## EXHIBIT F

Date 3/28/2018Account Number 180005720550Entered By: Cornelia Carbins

251,291.97

\$160.00 / 844  
 \$200.00 / 844  
 \$320.00 / 844  
 \$50.00 / 844  
 \$295.00 / 844  
 \$10.00 / 844  
 \$5.00 / 844  
 \$15.00 / 844  
 CASH - \$10.00 / 844  
 \$60.00 / 223  
 CASH \$335.00 / 251  
 CASH \$5.00 / 844  
 CASH \$60.00 / 844  
 CASH \$10.00 / 844  
 CASH \$40.00 / 254  
 \$460.00 / 844  
 \$105.00 / 844  
 \$1,040.00 / 227  
 CASH \$10.00 / 844  
 CASH \$10.00 / 844  
 \$1,171.96 / 703  
 \$443.28 / 703  
 \$140.97 / 703  
 \$290.40 / 703  
 \$243.62 / 703  
 CASH \$40.00 / 215  
 CASH \$15.00 / 844  
 \$476.91 / 224  
 \$185,000.00 / 224  
 \$59,919.83 / 224  
 \$250.00 / 844  
 \$30.00 / 227  
 CASH \$35.00 / 844  
 CASH \$35.00 / 844

Deposit IN 550 posted IN GL to 224

251,291.97

CASH 605

FORM APPROVED BY STATE BOARD OF ACCOUNTS FOR CITY OF GARY - 2006  
CITY OF GARY  
401 BROADWAY  
GARY, IN 46402

RECEIPT COPY  
OFFICE OF THE CITY CONTROLLER



360527

REFERENCE #: checks

PAYMENT TYPE: CASH  
E.F.T.

CHECK  
CC/BC

160.00 M.O.  
OTHER

DATE: 03/28/18

RECEIVED FROM: OAK VIEW APARTMENTS

THE SUM OF: ONE HUNDRED SIXTY AND 00/100

DESCRIPTION: RENTAL UNITS  
ON ACCOUNT OF

18-844-0-0000-36200-36201-8440-0

ACCOUNT NAME  
Rental Of Property

AMOUNT  
160.00

Angelina Hayes/ADAVIS  
08/08 CONTROLLER

TOTAL 160.00

FORM APPROVED BY STATE BOARD OF ACCOUNTS FOR CITY OF GARY - 2006  
CITY OF GARY  
401 BROADWAY  
GARY, IN 46402

RECEIPT COPY  
OFFICE OF THE CITY CONTROLLER



360537

REFERENCE #: CK#1534

PAYMENT TYPE: CASH  
E.F.T.

CHECK  
CC/BC

200.00 M.O.  
OTHER

DATE: 03/28/18

RECEIVED FROM: JOSEPH WITTIG/STERLING TRUST

THE SUM OF: TWO HUNDRED AND 00/100

DESCRIPTION: RENTAL UNIT (40)  
ON ACCOUNT OF

18-844-0-0000-36200-36201-8440-0

ACCOUNT NAME  
Rental Of Property

AMOUNT  
200.00

Angelina Hayes/ADAVIS  
08/08 CONTROLLER

TOTAL 200.00

FORM APPROVED BY STATE BOARD OF ACCOUNTS FOR CITY OF GARY - 2006  
CITY OF GARY  
401 BROADWAY  
GARY, IN 46402

RECEIPT COPY  
OFFICE OF THE CITY CONTROLLER



360538

REFERENCE #: CK#1544

PAYMENT TYPE: CASH  
E.F.T.

CHECK  
CC/BC

320.00 M.O.  
OTHER

DATE: 03/28/18

RECEIVED FROM: JOE WITTIG/RPI LLC/MELODY LANE

THE SUM OF: THREE HUNDRED TWENTY AND 00/100

DESCRIPTION: RENTAL UNIT  
ON ACCOUNT OF

18-844-0-0000-36200-36201-8440-0

ACCOUNT NAME  
Rental Of Property

AMOUNT  
320.00



FORM APPROVED BY STATE BOARD OF ACCOUNTS FOR CITY OF GARY - 2006

CITY OF GARY  
401 BROADWAY  
GARY, IN 46402RECEIPT COPY  
OFFICE OF THE CITY CONTROLLER

360539

REFERENCE #: CK#1543

PAYMENT TYPE: CASH

CHECK

50.00 M.O.

DATE: 03/28/18

E.F.T.

CC/BC

OTHER

RECEIVED FROM: JOE WITTIG/INVESTMENTS

THE SUM OF: FIFTY AND 00/100

DESCRIPTION: RENTAL UNIT (10)

ON ACCOUNT OF  
18-844-0-0000-36200-36201-8440-0ACCOUNT NAME  
Rental Of PropertyAMOUNT  
50.00Angelia Hayes/ADAVIS

03/06 CONTROLLER

TOTAL

50.00

FORM APPROVED BY STATE BOARD OF ACCOUNTS FOR CITY OF GARY - 2006

CITY OF GARY  
401 BROADWAY  
GARY, IN 46402RECEIPT COPY  
OFFICE OF THE CITY CONTROLLER

360540

REFERENCE #: CK#004946

PAYMENT TYPE: CASH

CHECK

295.00 M.O.

DATE: 03/28/18

E.F.T.

CC/BC

OTHER

RECEIVED FROM: MICHELE GILBERT/CARIBOU HOME

THE SUM OF: TWO HUNDRED NINETY FIVE AND 00/100

DESCRIPTION: RENTAL UNITS

ON ACCOUNT OF  
18-844-0-0000-36200-36201-8440-0ACCOUNT NAME  
Rental Of PropertyAMOUNT  
295.00Angelia Hayes/ADAVIS

03/06 CONTROLLER

TOTAL

295.00

FORM APPROVED BY STATE BOARD OF ACCOUNTS FOR CITY OF GARY - 2006

CITY OF GARY  
401 BROADWAY  
GARY, IN 46402RECEIPT COPY  
OFFICE OF THE CITY CONTROLLER

360542

REFERENCE #: CK#2116

PAYMENT TYPE: CASH

CHECK

10.00 M.O.

DATE: 03/28/18

E.F.T.

CC/BC

OTHER

RECEIVED FROM: CLIFFORD RAY YOUNG

THE SUM OF: TEN 00/100

DESCRIPTION: RENTAL UNIT (2)

ON ACCOUNT OF  
18-844-0-0000-36200-36201-8440-0ACCOUNT NAME  
Rental Of PropertyAMOUNT  
10.00Angelia Hayes/ADAVIS

TOTAL

10.00

FORM APPROVED BY STATE BOARD OF ACCOUNTS FOR CITY OF GARY - 2006  
CITY OF GARY  
401 BROADWAY  
GARY, IN 46402

RECEIPT COPY  
OFFICE OF THE CITY CONTROLLER



360543

REFERENCE #: CK#1535

PAYMENT TYPE: CASH  
E.F.T.

CHECK  
CC/BC

5.00 M.O.  
OTHER

DATE: 03/28/18

RECEIVED FROM: TOM OLSON/OLSON PROPERTY SERV

THE SUM OF: FIVE 00/100

DESCRIPTION: RENTAL UNIT

ON ACCOUNT OF

18-844-0-0000-36200-36201-8440-0

ACCOUNT NAME  
Rental Of Property

AMOUNT  
5.00

Angelia Hayes/ADAVIS  
08/08

CONTROLLER

TOTAL

5.00

FORM APPROVED BY STATE BOARD OF ACCOUNTS FOR CITY OF GARY - 2006  
CITY OF GARY  
401 BROADWAY  
GARY, IN 46402

RECEIPT COPY  
OFFICE OF THE CITY CONTROLLER



360545

REFERENCE #: CK#1542

PAYMENT TYPE: CASH  
E.F.T.

CHECK  
CC/BC

15.00 M.O.  
OTHER

DATE: 03/28/18

RECEIVED FROM: JOE WITTIG/ANDERSON MOBILE

THE SUM OF: FIFTEEN 00/100

DESCRIPTION: RENTAL UNIT (3)

ON ACCOUNT OF

18-844-0-0000-36200-36201-8440-0

ACCOUNT NAME  
Rental Of Property

AMOUNT  
15.00

Angelia Hayes/ADAVIS  
08/08

CONTROLLER

TOTAL

15.00

FORM APPROVED BY STATE BOARD OF ACCOUNTS FOR CITY OF GARY - 2006  
CITY OF GARY  
401 BROADWAY  
GARY, IN 46402

RECEIPT COPY  
OFFICE OF THE CITY CONTROLLER



360548

REFERENCE #: Cash

PAYMENT TYPE: CASH  
E.F.T.

10.00 CHECK  
CC/BC

M.O.  
OTHER

DATE: 03/28/18

RECEIVED FROM: Nate Billingsley-Walton

THE SUM OF: TEN 00/100

DESCRIPTION: Rental Registration (2)

ON ACCOUNT OF

18-844-0-0000-36200-36201-8440-0

ACCOUNT NAME  
Rental Of Property

AMOUNT  
10.00

Angelia Hayes/CCARBINS  
08/08

TOTAL

10.00

FORM APPROVED BY STATE BOARD OF ACCOUNTS FOR CITY OF GARY - 2006  
CITY OF GARY  
401 BROADWAY  
GARY, IN 46402

RECEIPT COPY  
OFFICE OF THE CITY CONTROLLER



360550

REFERENCE #: MONEY ORDER

PAYMENT TYPE: CASH  
E.F.T.

CHECK  
CC/BC

M.O. 60.00  
OTHER

DATE: 03/28/18

RECEIVED FROM: CITY COURT OF GARY

THE SUM OF: SIXTY AND 00/100

DESCRIPTION: MEDIATION FEES

ON ACCOUNT OF  
18-228-0-0000-36900-36901-0485-0

ACCOUNT NAME  
Mediation

AMOUNT  
60.00

03/06  
RCM14029 Angelia Hayes/ADAVIS  
CONTROLLER

TOTAL 60.00

FORM APPROVED BY STATE BOARD OF ACCOUNTS FOR CITY OF GARY - 2006  
CITY OF GARY  
401 BROADWAY  
GARY, IN 46402

RECEIPT COPY  
OFFICE OF THE CITY CONTROLLER



360551

REFERENCE #: CASH

PAYMENT TYPE: CASH  
E.F.T.

335.00 CHECK  
CC/BC

M.O.  
OTHER

DATE: 03/28/18

RECEIVED FROM: HUDSON-CAMPBELL SPORT

THE SUM OF: THREE HUNDRED THIRTY FIVE AND 00/100

DESCRIPTION: PHYSICAL FITNESS FEES 3/27

ON ACCOUNT OF  
18-251-0-0000-34700-34716-0104-0

ACCOUNT NAME  
Physical Fitness Fees

AMOUNT  
335.00

03/06  
RCM14029 Angelia Hayes/ADAVIS  
CONTROLLER

TOTAL 335.00

FORM APPROVED BY STATE BOARD OF ACCOUNTS FOR CITY OF GARY - 2006  
CITY OF GARY  
401 BROADWAY  
GARY, IN 46402

RECEIPT COPY  
OFFICE OF THE CITY CONTROLLER



360553

REFERENCE #: CASH

PAYMENT TYPE: CASH  
E.F.T.

5.00 CHECK  
CC/BC

M.O.  
OTHER

DATE: 03/28/18

RECEIVED FROM: LEON &amp; LOIS BEARD

THE SUM OF: FIVE 00/100

DESCRIPTION: RENTAL UNIT

ON ACCOUNT OF  
18-844-0-0000-36200-36201-8440-0

ACCOUNT NAME  
Rental Of Property

AMOUNT  
5.00

03/06  
RCM14029 Angelia Hayes/ADAVIS  
CONTROLLER

TOTAL 5.00

FORM APPROVED BY STATE BOARD OF ACCOUNTS FOR CITY OF GARY - 2006  
CITY OF GARY  
401 BROADWAY  
GARY, IN 46402

RECEIPT COPY  
OFFICE OF THE CITY CONTROLLER



360559

REFERENCE #: CASH                      PAYMENT TYPE: CASH                      60.00 CHECK                      M.O.  
DATE: 03/28/18                      E.F.T.                      CC/BC                      OTHER  
RECEIVED FROM: BARBARA STALLWORTH  
THE SUM OF: SIXTY AND 00/100

DESCRIPTION: RENTAL UNIT  
ON ACCOUNT OF  
18-844-0-0000-36200-36201-8440-0                      ACCOUNT NAME                      AMOUNT  
Rental Of Property                      60.00

Angelia Hayes/ADAVIS  
08/06 CONTROLLER

TOTAL                      60.00

FORM APPROVED BY STATE BOARD OF ACCOUNTS FOR CITY OF GARY - 2006  
CITY OF GARY  
401 BROADWAY  
GARY, IN 46402

RECEIPT COPY  
OFFICE OF THE CITY CONTROLLER



360560

REFERENCE #: CASH                      PAYMENT TYPE: CASH                      10.00 CHECK                      M.O.  
DATE: 03/28/18                      E.F.T.                      CC/BC                      OTHER  
RECEIVED FROM: AUBREY DAVIS  
THE SUM OF: TEN 00/100

DESCRIPTION: RENTAL UNIT  
ON ACCOUNT OF  
18-844-0-0000-36200-36201-8440-0                      ACCOUNT NAME                      AMOUNT  
Rental Of Property                      10.00

Angelia Hayes/ADAVIS  
08/06 CONTROLLER

TOTAL                      10.00

FORM APPROVED BY STATE BOARD OF ACCOUNTS FOR CITY OF GARY - 2006  
CITY OF GARY  
401 BROADWAY  
GARY, IN 46402

RECEIPT COPY  
OFFICE OF THE CITY CONTROLLER



360561

REFERENCE #: Cash                      PAYMENT TYPE: CASH                      40.00 CHECK                      M.O.  
DATE: 03/28/18                      E.F.T.                      CC/BC                      OTHER  
RECEIVED FROM: Police Department  
THE SUM OF: FORTY AND 00/100

DESCRIPTION: Vehicle Auction  
ON ACCOUNT OF  
18-254-0-0000-36900-36920-2254-0                      ACCOUNT NAME                      AMOUNT  
Auction Vehicle                      40.00

Angelia Hayes/CCARBINS  
08/06 CONTROLLER

TOTAL                      40.00

FORM APPROVED BY STATE BOARD OF ACCOUNTS FOR CITY OF GARY - 2006

CITY OF GARY  
401 BROADWAY  
GARY, IN 46402RECEIPT COPY  
OFFICE OF THE CITY CONTROLLER

360562

REFERENCE #: CK#42605

PAYMENT TYPE: CASH

CHECK

460.00

M.O.

DATE: 03/28/18

E.F.T.

CC/BC

OTHER

RECEIVED FROM: GREGORY PERLMAN/NSA III

THE SUM OF: FOUR HUNDRED SIXTY AND 00/100

DESCRIPTION: RENTAL UNIT (222)

ON ACCOUNT OF

18-844-0-0000-36200-36201-8440-0

ACCOUNT NAME

Rental Of Property

AMOUNT

460.00

Angelia Hayes/ADAVIS

08/06 CONTROLLER

TOTAL

460.00

FORM APPROVED BY STATE BOARD OF ACCOUNTS FOR CITY OF GARY - 2006

CITY OF GARY  
401 BROADWAY  
GARY, IN 46402RECEIPT COPY  
OFFICE OF THE CITY CONTROLLER

360563

REFERENCE #: CK#42322

PAYMENT TYPE: CASH

CHECK

105.00

M.O.

DATE: 03/28/18

E.F.T.

CC/BC

OTHER

RECEIVED FROM: GEORGORY PERLMAN/NSA V

THE SUM OF: ONE HUNDRED FIVE 00/100

DESCRIPTION: RENTAL UNIT (119)

ON ACCOUNT OF

18-844-0-0000-36200-36201-8440-0

ACCOUNT NAME

Rental Of Property

AMOUNT

105.00

Angelia Hayes/ADAVIS

08/06 CONTROLLER

TOTAL

105.00

FORM APPROVED BY STATE BOARD OF ACCOUNTS FOR CITY OF GARY - 2006

CITY OF GARY  
401 BROADWAY  
GARY, IN 46402RECEIPT COPY  
OFFICE OF THE CITY CONTROLLER

360564

REFERENCE #: ck#1813

PAYMENT TYPE: CASH

CHECK

1040.00

M.O.

DATE: 03/28/18

E.F.T.

CC/BC

OTHER

RECEIVED FROM: CERTIFIED FIREARMS SOLUTIONS

THE SUM OF: ONE THOUSAND FORTY AND 00/100

DESCRIPTION: SALE OF FIREARMS (DESTROYED)

ON ACCOUNT OF

18-227-0-0000-36900-36918-0263-0

ACCOUNT NAME

Misc/Firearm Sale

AMOUNT

1,040.00

Angelia Hayes/ADAVIS

TOTAL

1,040.00

FORM APPROVED BY STATE BOARD OF ACCOUNTS FOR CITY OF GARY - 2006  
CITY OF GARY  
401 BROADWAY  
GARY, IN 46402

RECEIPT COPY  
OFFICE OF THE CITY CONTROLLER



360566

REFERENCE #: CASH

PAYMENT TYPE: CASH

10.00 CHECK

M.O.

DATE: 03/28/18

E.F.T.

CC/BC

OTHER

RECEIVED FROM: CHRISTINE WARREN

THE SUM OF: TEN 00/100

DESCRIPTION: RENTAL UNIT

ON ACCOUNT OF

18-844-0-0000-36200-36201-8440-0

ACCOUNT NAME

Rental Of Property

AMOUNT

10.00

Angelia Hayes/ADAVIS

08/06 CONTROLLER

TOTAL

10.00

FORM APPROVED BY STATE BOARD OF ACCOUNTS FOR CITY OF GARY - 2006  
CITY OF GARY  
401 BROADWAY  
GARY, IN 46402

RECEIPT COPY  
OFFICE OF THE CITY CONTROLLER



360573

REFERENCE #: cash

PAYMENT TYPE: CASH

10.00 CHECK

M.O.

DATE: 03/28/18

E.F.T.

CC/BC

OTHER

RECEIVED FROM: BRENDA T JOHNSON

THE SUM OF: TEN 00/100

DESCRIPTION: RENTAL UNIT

ON ACCOUNT OF

18-844-0-0000-36200-36201-8440-0

ACCOUNT NAME

Rental Of Property

AMOUNT

10.00

Angelia Hayes/ADAVIS

08/06 CONTROLLER

TOTAL

10.00

FORM APPROVED BY STATE BOARD OF ACCOUNTS FOR CITY OF GARY - 2006  
CITY OF GARY  
401 BROADWAY  
GARY, IN 46402

RECEIPT COPY  
OFFICE OF THE CITY CONTROLLER



360574

REFERENCE #: CK#42932

PAYMENT TYPE: CASH

CHECK

1171.96 M.O.

DATE: 03/28/18

E.F.T.

CC/BC

OTHER

RECEIVED FROM: NATIONAL LEAGUE OF CITIES

THE SUM OF: ONE THOUSAND ONE HUNDRED SEVENTY ONE AND 96/100

DESCRIPTION: TRAVEL REIMBURSEMENT

ON ACCOUNT OF

18-703-0-0000-39700-39704-3605-0

ACCOUNT NAME

TRAVEL Reimbursements

AMOUNT

1,171.96

Angelia Hayes/ADAVIS

08/06 CONTROLLER

TOTAL

1,171.96

## EXHIBIT F

FORM APPROVED BY STATE BOARD OF ACCOUNTS FOR CITY OF GARY - 2006

CITY OF GARY  
401 BROADWAY  
GARY, IN 46402RECEIPT COPY  
OFFICE OF THE CITY CONTROLLER

360575

REFERENCE #: CK#42882

PAYMENT TYPE: CASH

CHECK

443.28 M.O.

DATE: 03/28/18

E.F.T.

CC/BC

OTHER

RECEIVED FROM: NATIONAL LEAGUE OF CITIES

THE SUM OF: FOUR HUNDRED FORTY THREE AND 28/100

DESCRIPTION: TRAVEL REIMBURSEMENT

ON ACCOUNT OF

ACCOUNT NAME

AMOUNT

18-703-0-0000-39700-39704-3605-0

TRAVEL Reimbursements

443.28

Angelina Hayes/ADAVIS

TOTAL

443.28

03/05  
RCM14029

CONTROLLER

FORM APPROVED BY STATE BOARD OF ACCOUNTS FOR CITY OF GARY - 2006

CITY OF GARY  
401 BROADWAY  
GARY, IN 46402RECEIPT COPY  
OFFICE OF THE CITY CONTROLLER

360576

REFERENCE #: CK#42518

PAYMENT TYPE: CASH

CHECK

140.97 M.O.

DATE: 03/28/18

E.F.T.

CC/BC

OTHER

RECEIVED FROM: NATIONAL LEAGUE OF CITIES

THE SUM OF: ONE HUNDRED FORTY AND 97/100

DESCRIPTION: TRAVEL REIMBURSEMENT

ON ACCOUNT OF

ACCOUNT NAME

AMOUNT

18-703-0-0000-39700-39704-3605-0

TRAVEL Reimbursements

140.97

Angelina Hayes/ADAVIS

TOTAL

140.97

03/05  
RCM14029

CONTROLLER

FORM APPROVED BY STATE BOARD OF ACCOUNTS FOR CITY OF GARY - 2006

CITY OF GARY  
401 BROADWAY  
GARY, IN 46402RECEIPT COPY  
OFFICE OF THE CITY CONTROLLER

360577

REFERENCE #: CK#42303

PAYMENT TYPE: CASH

CHECK

290.40 M.O.

DATE: 03/28/18

E.F.T.

CC/BC

OTHER

RECEIVED FROM: NATIONAL LEAGUE OF CITIES

THE SUM OF: TWO HUNDRED NINETY AND 40/100

DESCRIPTION: TRAVEL REIMBURSEMENT

ON ACCOUNT OF

ACCOUNT NAME

AMOUNT

18-703-0-0000-39700-39704-3605-0

TRAVEL Reimbursements

290.40

Angelina Hayes/ADAVIS

TOTAL

290.40

03/05  
RCM14029

CONTROLLER

FORM APPROVED BY STATE BOARD OF ACCOUNTS FOR CITY OF GARY - 2006

CITY OF GARY  
401 BROADWAY  
GARY, IN 46402RECEIPT COPY  
OFFICE OF THE CITY CONTROLLER

360578

REFERENCE #: CK#301453567      PAYMENT TYPE: CASH      CHECK      243.62      M.O.  
DATE: 03/28/18      E.F.T.      CC/BC      OTHER  
RECEIVED FROM: INDIANA UNIVERSITY  
THE SUM OF: TWO HUNDRED FORTY THREE AND 62/100

DESCRIPTION: TRAVEL REIMBURSEMENT  
ON ACCOUNT OF      ACCOUNT NAME      AMOUNT  
18-703-0-0000-39700-39704-3605-0      TRAVEL Reimbursements      243.62

Angelia Hayes/ADAVIS      TOTAL      243.62  
08/05      CONTROLLER  
RCF14029

FORM APPROVED BY STATE BOARD OF ACCOUNTS FOR CITY OF GARY - 2006

CITY OF GARY  
401 BROADWAY  
GARY, IN 46402RECEIPT COPY  
OFFICE OF THE CITY CONTROLLER

360581

REFERENCE #: Cash      PAYMENT TYPE: CASH      40.00      CHECK      M.O.  
DATE: 03/28/18      E.F.T.      CC/BC      OTHER  
RECEIVED FROM: Health Department  
THE SUM OF: FORTY AND 00/100

DESCRIPTION: STD Fees 3/27  
ON ACCOUNT OF      ACCOUNT NAME      AMOUNT  
18-215-0-0000-34500-34505-2010-0      Health Fees      40.00

Angelia Hayes/CCARBINS      TOTAL      40.00  
08/05      CONTROLLER  
RCF14029

FORM APPROVED BY STATE BOARD OF ACCOUNTS FOR CITY OF GARY - 2006

CITY OF GARY  
401 BROADWAY  
GARY, IN 46402RECEIPT COPY  
OFFICE OF THE CITY CONTROLLER

360584

REFERENCE #: CASH      PAYMENT TYPE: CASH      15.00      CHECK      M.O.  
DATE: 03/28/18      E.F.T.      CC/BC      OTHER  
RECEIVED FROM: CHARLES & BONITA MACLIN  
THE SUM OF: FIFTEEN 00/100

DESCRIPTION: RENTAL UNIT  
ON ACCOUNT OF      ACCOUNT NAME      AMOUNT  
18-844-0-0000-36200-36201-8440-0      Rental Of Property      15.00

Angelia Hayes/ADAVIS      TOTAL      15.00  
08/05      CONTROLLER  
RCF14029



FORM APPROVED BY STATE BOARD OF ACCOUNTS FOR CITY OF GARY - 2006  
CITY OF GARY  
401 BROADWAY  
GARY, IN 46402

RECEIPT COPY  
OFFICE OF THE CITY CONTROLLER



360590

REFERENCE #: CK#1680201      PAYMENT TYPE: CASH      CHECK      476.91      M.O.  
DATE: 03/28/18      E.F.T.      CC/BC      OTHER  
RECEIVED FROM: ADVOCATE HEALTH CENTERS  
THE SUM OF: FOUR HUNDRED SEVENTY SIX AND 91/100

DESCRIPTION:	ON ACCOUNT OF	ACCOUNT NAME	AMOUNT
EMS FEES			
18-224-0-0000-34500-34504-0305-0		Ambulance Fees-Emerge	476.91

Angelia Hayes/ADAVIS  
08/06 CONTROLLER

TOTAL 476.91

FORM APPROVED BY STATE BOARD OF ACCOUNTS FOR CITY OF GARY - 2006  
CITY OF GARY  
401 BROADWAY  
GARY, IN 46402

RECEIPT COPY  
OFFICE OF THE CITY CONTROLLER



360591

REFERENCE #: CK#25142      PAYMENT TYPE: CASH      CHECK      185000.00      M.O.  
DATE: 03/28/18      E.F.T.      CC/BC      OTHER  
RECEIVED FROM: GARY CHICAGO INT'L AIRPORT  
THE SUM OF: ONE HUNDRED EIGHTY-FIVE THOUSAND AND 00/100

DESCRIPTION:	ON ACCOUNT OF	ACCOUNT NAME	AMOUNT
EMS FEES			
18-224-0-0000-34500-34504-0305-0		Ambulance Fees-Emerge	185,000.00

Angelia Hayes/ADAVIS  
08/03 CONTROLLER

TOTAL 185,000.00

FORM APPROVED BY STATE BOARD OF ACCOUNTS FOR CITY OF GARY - 2006  
CITY OF GARY  
401 BROADWAY  
GARY, IN 46402

RECEIPT COPY  
OFFICE OF THE CITY CONTROLLER



360592

REFERENCE #: CK#1338873      PAYMENT TYPE: CASH      CHECK      59919.83      M.O.  
DATE: 03/28/18      E.F.T.      CC/BC      OTHER  
RECEIVED FROM: NATIONWIDE  
THE SUM OF: FIFTY-NINE THOUSAND NINE HUNDRED NINETEEN 83/100

DESCRIPTION:	ON ACCOUNT OF	ACCOUNT NAME	AMOUNT
EMS FEES			
18-224-0-0000-34500-34504-0305-0		Ambulance Fees-Emerge	59,919.83

Angelia Hayes/ADAVIS

TOTAL 59,919.83

FORM APPROVED BY STATE BOARD OF ACCOUNTS FOR CITY OF GARY - 2006  
CITY OF GARY  
401 BROADWAY  
GARY, IN 46402

RECEIPT COPY  
OFFICE OF THE CITY CONTROLLER



360593

REFERENCE #: Check 3331

PAYMENT TYPE: CASH

CHECK

250.00 M.O.

DATE: 03/28/18

E.F.T.

CC/BC

OTHER

RECEIVED FROM: Jim Stiles

THE SUM OF: TWO HUNDRED FIFTY AND 00/100

DESCRIPTION: Rental Registration (50)

ON ACCOUNT OF

ACCOUNT NAME

AMOUNT

18-844-0-0000-36200-36201-8440-0

Rental Of Property

250.00

Angelina Hayes/CCARBINS

03/05  
10/14/29 CONTROLLER

TOTAL

250.00

FORM APPROVED BY STATE BOARD OF ACCOUNTS FOR CITY OF GARY - 2006  
CITY OF GARY  
401 BROADWAY  
GARY, IN 46402

RECEIPT COPY  
OFFICE OF THE CITY CONTROLLER



360598

REFERENCE #: MONEY ORDER

PAYMENT TYPE: CASH

CHECK

M.O.

30.00

DATE: 03/28/18

E.F.T.

CC/BC

OTHER

RECEIVED FROM: POLICE

THE SUM OF: THIRTY AND 00/100

DESCRIPTION: ACCIDENT/OFFENSE RPT 3/27

ON ACCOUNT OF

ACCOUNT NAME

AMOUNT

18-227-0-0000-35100-35101-0263-0

Accident Report Fees

30.00

Angelina Hayes/ADAVIS

08/06  
CONTROLLER

TOTAL

30.00

FORM APPROVED BY STATE BOARD OF ACCOUNTS FOR CITY OF GARY - 2006  
CITY OF GARY  
401 BROADWAY  
GARY, IN 46402

RECEIPT COPY  
OFFICE OF THE CITY CONTROLLER



360601

REFERENCE #: CASH

PAYMENT TYPE: CASH

35.00 CHECK

M.O.

DATE: 03/28/18

E.F.T.

CC/BC

OTHER

RECEIVED FROM: MAHAMMAD HENDON

THE SUM OF: THIRTY FIVE AND 00/100

DESCRIPTION: RENTAL UNIT

ON ACCOUNT OF

ACCOUNT NAME

AMOUNT

18-844-0-0000-36200-36201-8440-0

Rental Of Property

35.00

Angelina Hayes/ADAVIS

03/05  
10/14/29 CONTROLLER

TOTAL

35.00

FORM APPROVED BY STATE BOARD OF ACCOUNTS FOR CITY OF GARY - 2006  
CITY OF GARY  
401 BROADWAY  
GARY, IN 46402

RECEIPT COPY  
OFFICE OF THE CITY CONTROLLER



360602

REFERENCE #: CASH                      PAYMENT TYPE: CASH                      35.00    CHECK                      M.O.  
DATE: 03/28/18                      E.F.T.                      CC/BC                      OTHER  
RECEIVED FROM: JA'NIECE LATIKER  
THE SUM OF: THIRTY FIVE AND 00/100

DESCRIPTION:	ACCOUNT NAME	AMOUNT
RENTAL UNIT ON ACCOUNT OF 18-844-0-0000-36200-36201-8440-0	Rental Of Property	35.00

Angelia Hayes/ADAVIS  
CONTROLLER

TOTAL 35.00

06/06  
RCP14029

## Deposit Balance Sheet

Date	8/2/17
Account Number	180005720550
Entered By:	Cornelia Carbins

## Wrapped Money

100's	X	1000 =	0.00
50's	X	1000 =	0.00
20's	X	500 =	0.00
10's	X	500 =	0.00
5's	X	100 =	0.00
1's	X	50 =	0.00

## Loose Money

100's	X	100 =	0.00
50's	X	50 =	0.00
20's	3 X	20 =	60.00
10's	1 X	10 =	10.00
5's	1 X	5 =	5.00
2's	X	2 =	0.00
1's	2 X	1 =	2.00

Cash Total	77.00
------------	-------

### Rolled Coin

1.00	X	25.00 =	0.00
0.50	X	10.00 =	0.00
0.25	1 X	10.00 =	10.00
0.10	X	5.00 =	0.00
0.05	X	2.00 =	0.00
0.01	X	0.50 =	0.00

## Loose Coin

1.00	X	1.00 =	0.00
0.50	X	0.50 =	0.00
0.25	4 X	0.25 =	1.00
0.10	X	0.10 =	0.00
0.05	X	0.05 =	0.00
0.01	X	0.01 =	0.00

Coin Total	11.00
------------	-------

checks

\$20.00	\$40.00
\$20.00	\$40.00
\$20.00	\$40.00
\$20.00	\$40.00
\$10.00	\$40.00
\$15.00	\$80.00
\$15.00	\$20.00
\$10.00	\$20.00
\$10.00	\$600.00
\$10.00	\$155,858.09
\$10.00	\$15.00
\$10.00	\$403.86
\$10.00	\$550.07
\$10.00	
\$10.00	
\$10.00	
\$10.00	
\$10.00	
\$10.00	
\$10.00	
\$10.00	
\$20.00	
\$25.00	
\$30.00	
\$55.00	
\$15.00	
\$20.00	
\$20.00	
\$20.00	

158,222.02

158,310.02

Date: \_\_\_\_\_  
Date: 8-2-17

## Deposit Balance Sheet

Date	8/9/17
Account Number	180005720550
Entered By:	Cornelia Carbins

## Wrapped Money

100's	X	1000 =	0.00
50's	X	1000 =	0.00
20's	X	500 =	0.00
10's	X	500 =	0.00
5's	X	100 =	0.00
1's	X	50 =	0.00

checks

\$25.00	\$	25.00
\$25.00		\$25.00

## Loose Money

100's	X	100 =	0.00
50's	X	50 =	0.00
20's	2 X	20 =	40.00
10's	X	10 =	0.00
5's	X	5 =	0.00
2's	X	2 =	0.00
1's	2 X	1 =	2.00

\$195,693.53

## Cash Total

42.00

## Rolled Coin

1.00	X	25.00 =	0.00
0.50	X	10.00 =	0.00
0.25	X	10.00 =	0.00
0.10	X	5.00 =	0.00
0.05	X	2.00 =	0.00
0.01	X	0.50 =	0.00

## Loose Coin

1.00	X	1.00 =	0.00
0.50	X	0.50 =	0.00
0.25	X	0.25 =	0.00
0.10	X	0.10 =	0.00
0.05	X	0.05 =	0.00
0.01	X	0.01 =	0.00

196,358.53

## Coin Total

-

196,400.53

FORM APPROVED BY STATE BOARD OF ACCOUNTS FOR CITY OF GARY - 2006

CITY OF GARY  
401 BROADWAY  
GARY, IN 46402RECEIPT COPY  
OFFICE OF THE CITY CONTROLLER

349137

REFERENCE #: ck#189735

PAYMENT TYPE: CASH

CHECK 155858.09 M.O.

DATE: 08/02/17

E.F.T.

CC/BC

OTHER

RECEIVED FROM: CENTENE MANAGEMENT COMPANY LLC

THE SUM OF: ONE HUNDRED FIFTY-FIVE THOUSAND EIGHT HUNDRED FIFTY EIGHT  
AND 09/100

DESCRIPTION: EMS FEES COLLECTED

ON ACCOUNT OF

ACCOUNT NAME

AMOUNT

17-224-0-0000-34500-34504-0305-0

Ambulance Fees-Emerge

155,858.09

M. Celita Green/ADAVIS

TOTAL

155,858.09

08/06 CONTROLLER

## EXHIBIT F

[illegible]



FORM APPROVED BY STATE BOARD OF ACCOUNTS FOR CITY OF GARY - 2006

CITY OF GARY  
401 BROADWAY  
GARY, IN 46402RECEIPT COPY  
OFFICE OF THE CITY CONTROLLER

REFERENCE #: CK#0002012913

PAYMENT TYPE: CASH  
E.F.T.CHECK 195693.53 M.O.  
CC/BC OTHER

DATE: 08/09/17

RECEIVED FROM: ANTHEM BC &amp; BS

THE SUM OF: ONE HUNDRED NINETY-FIVE THOUSAND SIX HUNDRED NINETY THREE  
AND 53/100

DESCRIPTION: EMS FEES COLLECTED

ON ACCOUNT OF

ACCOUNT NAME

Ambulance Fees-Emerge

AMOUNT

195,693.53

17-224-0-0000-34500-34504-0305-0

M. Celita Green/ADAVIS

08/06

CONTROLLER

TOTAL

195,693.53

FORM APPROVED BY STATE BOARD OF ACCOUNTS FOR CITY OF GARY - 2006

CITY OF GARY  
401 BROADWAY  
GARY, IN 46402RECEIPT COPY  
OFFICE OF THE CITY CONTROLLER

349417

REFERENCE #: CK#110081450

PAYMENT TYPE: CASH  
E.F.T.CHECK 25.00 M.O.  
CC/BC OTHER

DATE: 08/09/17

RECEIVED FROM: METROPOLITAN REPORTING BUREAU

THE SUM OF: TWENTY FIVE AND 00/100

DESCRIPTION: EMS FEES COLLECTED

ON ACCOUNT OF

ACCOUNT NAME

Ambulance Fees-Emerge

AMOUNT

25.00

17-224-0-0000-34500-34504-0305-0

M. Celita Green/ADAVIS

08/06

CONTROLLER

TOTAL

25.00

**City of Gary**  
**FIRE DEPARTMENT**  
**FIRE HEADQUARTERS**

# CHECK DEPOSIT FORM

Check #	Ck Date	Vendor	Fund	Amount	Cash Balance
Beginning Balance					\$ 166,224.75
110081450	2/9/2017	Metropolitan Reporting Bureau	224	25.00	\$ 25.00
2012913	7/28/2017	Anthem BCBS	224	195,693.53	\$ 195,693.53
Deposit Amount	8/9/2017				\$ 195,718.53
ACCOUNT TOTAL					\$ 361,943.28

Date: 8-9-17



3075 VANDERCAR WAY  
CINCINNATI, OH 45209

Anthem Blue Cross and Blue Shield is the trade name of Anthem Insurance Companies, Inc. Independent licensee of the Blue Cross and Blue Shield Association. ANTHEM is a registered trademark of Anthem Insurance Companies, Inc. The Blue Cross and Blue Shield names and symbols are registered marks of the Blue Cross and Blue Shield Association.



#BWNCQXF  
#649989718A///D06# OH  
GARY FIRE DEPARTMENT  
455 MASSACHUSETTS STREET  
GARY IN 46402-1314

\*101010100000\*

CHECK NUMBER 0002012913

DATE 07/28/17

PAGE 1

RECIPIENT NAME	GARY FIRE DEPARTMENT
ADDRESS	455 MASSACHUSETTS STREET GARY IN 46402-1314
RECIPIENT ID NO	XXXXX1530A
TAX ID NO	XXXXX1040

PAYMENT SUMMARY

GROSS APPROVED AMOUNT	195,693.53	NET AMOUNT DUE	195,693.53
ADJUSTMENT AMOUNT	0.00	IRS WITHHELD	0.00
PRIOR BALANCE	0.00	STATE WITHHELD	0.00
LEVY/GARNISHMENT	0.00	AMOUNT DISBURSED	195,693.53
NET AMOUNT DUE	195,693.53	NEW BALANCE	0.00

DETACH CHECK AT PERFORATION BEFORE DEPOSITING

DMSVTP14 DIV2 20170728B04 J148  
[QR CODE]  
20170727 000001 Env 141 2 of 6

## Deposit Balance Sheet

Date 11/21/17  
 Account Number 180005720550  
 Entered By: Cornelia Carbins

## Wrapped Money

100's	X	1000 =	0.00
50's	X	1000 =	0.00
20's	X	500 =	0.00
10's	X	500 =	0.00
5's	X	100 =	0.00
1's	X	50 =	0.00

## Loose Money

100's	X	100 =	0.00
50's	X	50 =	0.00
20's	60 X	20 =	1200.00
10's	24 X	10 =	240.00
5's	56 X	5 =	280.00
2's	X	2 =	0.00
1's	92 X	1 =	92.00

## Cash Total

1,812.00

## Rolloed Coin

1.00	X	25.00 =	0.00
0.50	X	10.00 =	0.00
0.25	X	10.00 =	0.00
0.10	X	5.00 =	0.00
0.05	X	2.00 =	0.00
0.01	X	0.50 =	0.00

## Loose Coin

1.00	X	1.00 =	0.00
0.50	X	0.50 =	0.00
0.25	8 X	0.25 =	2.00
0.10	11 X	0.10 =	1.10
0.05	8 X	0.05 =	0.40
0.01	X	0.01 =	0.00

## Coin Total

3.50

## checks

\$15.00	\$	20.00	\$	92,500.00 ✓
\$30.00	\$	20.00	\$	92,500.00 ✓
\$10.00	\$	10.00	\$	15.00
\$10.00	\$	10.00	\$	25.00
\$10.00	\$	10.00	\$	100.00
\$10.00	\$	10.00	\$	100.00
\$10.00	\$	10.00	\$	10.00
\$10.00	\$	10.00	\$	500.00
\$25.00	\$	10.00	\$	15.00
\$208.49	\$	10.00	\$	7,914.44
\$15.00	\$	100.00	\$	25.00
\$20.00	\$	5.00	\$	20.00
\$10.00	\$	15.00	\$	40.00
\$10.00	\$	\$10.00	\$	40.00
\$10.00	\$	\$10.00	\$	40.00
\$10.00	\$	10.00	\$	60.00
\$10.00	\$	10.00	\$	80.00
\$10.00	\$	10.00	\$	295.00
\$10.00	\$	10.00	\$	36.00
\$10.00	\$	5.00	\$	125.00
\$10.00	\$	15.00	\$	475.50
\$10.00	\$	\$15.00	\$	175.00
\$25.00	\$	\$25.00		
\$370.00	\$	\$10.00		
\$100.00	\$	\$25.00		
\$50.00	\$	\$25.00		
\$40.00	\$	\$25.00		
\$20.00	\$	\$500.00		
\$20.00	\$	\$92,500.00 ✓		
\$20.00	\$	\$92,500.00 ✓		
\$25.00	\$	\$228,422.99 ✓		

610,602.42

612,417.92

FORM APPROVED BY STATE BOARD OF ACCOUNTS FOR CITY OF GARY - 2006

CITY OF GARY  
401 BROADWAY  
GARY, IN 46402

RECEIPT COPY  
OFFICE OF THE CITY CONTROLLER



353641

REFERENCE #: checks

PAYMENT TYPE: CASH

CHECK 370000.00 M.O.

DATE: 11/21/17

E.F.T.

CC/BC

OTHER

RECEIVED FROM: GARY CHICAGO INT'L AIRPORT

THE SUM OF: THREE HUNDRED SEVENTY THOUSAND AND 00/100

DESCRIPTION: EMS FEES COLLECTED

ON ACCOUNT OF

17-224-0-0000-34500-34504-0305-0

ACCOUNT NAME

Ambulance Fees-Emerge

AMOUNT

370,000.00

M. Celita Green/ADAVIS

08/106

CONTROLLER

TOTAL

370,000.00



Karen Freeman-  
Wilson  
Mayor

City of Gary  
FIRE DEPARTMENT  
FIRE HEADQUARTERS

455 Massachusetts St. - GARY, IN 46402-1309  
(219) 881-5252 - Fax (219) 882-7453



Paul Bradley  
Fire Chief  
James Stanton  
Deputy Chief

## CHECK DEPOSIT FORM

Account Name: Non-Reverting - Fund 224

Deposit Date: 11/21/17

Check #	Ck Date	Vendor	Fund	Amount	Cash Balance
Beginning Balance					\$ 379,119.09
24909	11/1/2017	Gary Chicago Int'l Airport	224	92,500.00	\$ 92,500.00
24910	11/1/2017	Gary Chicago Int'l Airport	224	92,500.00	\$ 92,500.00
24911	11/1/2017	Gary Chicago Int'l Airport	224	92,500.00	\$ 92,500.00
24912	11/1/2017	Gary Chicago Int'l Airport	224	92,500.00	\$ 92,500.00
Deposit Amount	11/21/2017				\$ 370,000.00
ACCOUNT TOTAL					\$ 749,119.09

Fire Department: PZB  
Finance Department: Robins

Date:    
Date: 11-21-17

## GARY / CHICAGO INT'L AIRPORT / AUTHORITY DISTRICT

24911

City of Gary Department of Finance				11/1/2017	
Date	Type	Reference	Original Amt.	Balance Due	Discount
11/1/2017	Bill	1st qtr 2017	92,500.00	92,500.00	
				Check Amount	Payment
					92,500.00
					92,500.00

JP Morgan Chase Op

92,500.00

## GARY / CHICAGO INT'L AIRPORT / AUTHORITY DISTRICT

24912

City of Gary Department of Finance				11/1/2017	
Date	Type	Reference	Original Amt.	Balance Due	Discount
11/1/2017	Bill	2017 2nd qtr	92,500.00	92,500.00	
				Check Amount	Payment
					92,500.00
					92,500.00

JP Morgan Chase Op

92,500.00

## GARY / CHICAGO INT'L AIRPORT / AUTHORITY DISTRICT

24909

City of Gary Department of Finance					11/1/2017	
Date	Type	Reference	Original Amt.	Balance Due	Discount	Payment
9/11/2017	Bill	4th qtr 2016	92,500.00	92,500.00		92,500.00
					Check Amount	92,500.00

JP Morgan Chase Op

92,500.00

## GARY / CHICAGO INT'L AIRPORT / AUTHORITY DISTRICT

24910

City of Gary Department of Finance					11/1/2017	
Date	Type	Reference	Original Amt.	Balance Due	Discount	Payment
9/11/2017	Bill	2nd qtr 2016	92,500.00	92,500.00		92,500.00
					Check Amount	92,500.00

JP Morgan Chase Op

92,500.00



FORM APPROVED BY STATE BOARD OF ACCOUNTS FOR CITY OF GARY - 2006

CITY OF GARY  
401 BROADWAY  
GARY, IN 46402RECEIPT COPY  
OFFICE OF THE CITY CONTROLLER

353643

REFERENCE #: CK#38053

PAYMENT TYPE: CASH  
E.F.T.CHECK 228422.99 M.O.  
CC/BC OTHER

DATE: 11/21/17

RECEIVED FROM: MDWISE, INC.

THE SUM OF: TWO HUNDRED TWENTY-EIGHT THOUSAND FOUR HUNDRED TWENTY TWO  
AND 99/100

DESCRIPTION: EMS FEES COLLECTED

ON ACCOUNT OF

17-224-0-0000-34500-34504-0305-0

ACCOUNT NAME

Ambulance Fees-Emerge

AMOUNT

228,422.99

M. Celita Green/ADAVIS  
08/06 CONTROLLER

TOTAL 228,422.99

MDwise, Inc.

38053

VENDOR I.D.	NAME	PAYMENT NUMBER	CHECK DATE				
AMBGARYFI000	Gary Fire Department	0000000000080200	11/9/2017	38053			
OUR VOUCHER NUMBER	YOUR VOUCHER NUMBER	DATE	AMOUNT	AMOUNT PAID	DISCOUNT	WRITE-OFF	NET
100281530A		7/25/2017	\$228,422.99	\$228,422.99	\$0.00		\$228,422.99
			\$228,422.99	\$228,422.99	\$0.00		\$228,422.99

COMMENT

100281530A



Karen Freeman-  
Wilson  
Mayor

City of Gary  
FIRE DEPARTMENT  
FIRE HEADQUARTERS

455 Massachusetts St. - GARY, IN 46402-1309  
(219) 881-5252 - Fax (219) 882-7453

Paul Bradley  
Fire Chief  
James Stanton  
Deputy Chief

# CHECK DEPOSIT FORM

Account Name: Non-Reverting - Fund 224

Deposit Date: 11/21/17

Check #	Ck Date	Vendor	Fund	Amount	Cash Balance
Beginning Balance					\$ 749,119.09
38053	11/9/2017	MDWise, Inc.	224	228,422.99	\$ 228,422.99
Deposit Amount	11/21/2017				\$ 228,422.99
ACCOUNT TOTAL					\$ 977,542.08

Fire Department: 704  
Finance Department: 604

Date: \_\_\_\_\_  
Date: 11/24/17

FORM APPROVED BY STATE BOARD OF ACCOUNTS FOR CITY OF GARY - 2006

CITY OF GARY  
401 BROADWAY  
GARY, IN 46402

333632

RECEIPT COPY  
OFFICE OF THE CITY CONTROLLERM.O.  
OTHERPAYMENT TYPE: CASH CHECK  
E.F.T. 197925.48 CC/BCREFERENCE #: MEMO  
DATE: 08/30/16

RECEIVED FROM: ISTREAM

THE SUM OF: ONE HUNDRED NINETY-SEVEN THOUSAND NINE HUNDRED TWENTY FIVE  
AND 48/100DESCRIPTION: 8/29 EMS FEES COLLECTED  
ON ACCOUNT OF

16-224-0-0000-34500-34504-0305-0

ACCOUNT NAME

Ambulance Fees-Emerge

AMOUNT  
197,925.48M. Celita Green/ADAVIS  
CONTROLLER

TOTAL

197,925.48

Found 9/1/16  
A/c 0550  
\$ 163,213.21



FORM APPROVED BY STATE BOARD OF ACCOUNTS FOR CITY OF GARY - 2006  
CITY OF GARY  
401 BROADWAY  
GARY, IN 46402



333662

RECEIPT COPY  
OFFICE OF THE CITY CONTROLLER

REFERENCE #: CK#62467241      PAYMENT TYPE: CASH      CHECK      161933.72      M.O.      OTHER  
DATE: 08/31/16      E.F.T.  
RECEIVED FROM: ANTHEM BLUE CROSS BLUE SHIELD  
THE SUM OF: ONE HUNDRED SIXTY-ONE THOUSAND NINE HUNDRED THIRTY THREE  
AND 72/100  
DESCRIPTION: EMS FEES COLLECTED  
ON ACCOUNT OF  
16-224-0-0000-34500-34504-0305-0      ACCOUNT NAME      AMOUNT  
Ambulance Fees-Emerge      161,933.72

M. Celita Green/ADAVIS  
08/06  
RC#14029 CONTROLLER

TOTAL      161,933.72

City of Gary  
FIRE DEPARTMENT  
FIRE HEADQUARTERS

# CHECK DEPOSIT FORM

Check #	Ck Date	Vendor	Fund	Amount	Cash Balance
Beginning Balance					\$ 11,052.32
788669	8/23/2016	Aetna Better Health of Illinois	224	604.32	\$ 604.32
768921	8/2/2016	Aetna Better Health of Illinois	224	304.68	\$ 304.68
773938	8/2/2016	Aetna Better Health of Illinois	224	218.49	\$ 218.49
62467241	8/22/2016	Anthem BCBS	224	161,933.72	\$ 161,933.72
Deposit Amount	8/16/2016				\$ 163,061.21
ACCOUNT TOTAL					\$ 174,113.53

*[Handwritten signature]*

Ch

Date: 8-31-2016

NTHEM BLUE CROSS BLUE SHIELD  
 .O. BOX 68086  
 INCINNATI, OH 45206

BANK OF AMERICA  
 ATLANTA, DEKALB COUNTY, GA

64-1278  
 611

CHECK NUMBER  
 62467241

C123

Date 08/22/2016

Pay Amount \$\*\*161,933.72

Pay

\*\*\*ONE HUNDRED SIXTY-ONE THOUSAND NINE HUNDRED THIRTY-THREE AND 72/100 DOLLAR \*\*\*

To The Order Of

CITY OF GARY INDIANA  
 GARY FIRE DEPARTMENT  
 401 BROADWAY  
 GARY, IN 46402

*Gary L. Dwan*

⑈62467241⑈ ⑆061112788⑆ 329 912 6476⑈

Questions? Please call 1-888-236-0013

An independent license of the Blue Cross and Blue Shield Association

Check Date: 08/22/2016

Business Unit: A2001

Check No: 62467241

C123

Invoice Number	Invoice Date	Voucher ID	Gross Amount	Discount Taken	Late Charge	Paid Amount
AP4259943891	08/18/2016	10827921	161,933.72	0.00	0.00	161,933.72
2013 AMBULANCE PAYMENT ADJUSTMENT FOR MANAGED CARE SERVICES						
Total Gross Amount				Total Discounts	Total Late Charge	Total Paid Amount
Name CITY OF GARY INDIANA				161,933.72	0.00	0.00
						161,933.72

An independent license of the Blue Cross and Blue Shield Association

Questions? Please call 1-888-236-0013

An independent licensee of the Bitte Cross and Bitte Shield Association

Check Date: 08/22/2016				Business Unit: A2001		Check No: 62467241		C123
Invoice Number	Invoice Date	Voucher ID	Gross Amount	Discount Taken	Late Charge	Paid Amount		
AP4259943891	08/18/2016	10827921	161,933.72	0.00	0.00	161,933.72		
2013 AMBULANCE PAYMENT ADJUSTMENT FOR MANAGED CARE SERVICES								
			Total Gross Amount	Total Discounts	Total Late Charge	Total Paid Amount		
			161,933.72	0.00	0.00	161,933.72		
Name CITY OF GARY INDIANA								



## Deposit Balance Sheet

Date	10/21/16
Account Number	180005720550
Entered By:	Janice Adamson-Williams

<p>Wrapped Money</p> <p>100's           X       1000 =       0.00</p> <p>50's            X       1000 =       0.00</p> <p>20's            X       500 =       0.00</p> <p>10's            X       500 =       0.00</p> <p>5's             X       100 =       0.00</p> <p>1's             X       50 =       0.00</p> <p>Loose Money</p> <p>100's           X       100 =       0.00</p> <p>50's            X       50 =       0.00</p> <p>20's            24 X     20 =     480.00</p> <p>10's            4 X     10 =     40.00</p> <p>5's             X       5 =       0.00</p> <p>2's             X       2 =       0.00</p> <p>1's             32 X     1 =     32.00</p> <p>Cash Total</p>	<p>552.00</p>
---	---------------

## List Check Amounts

50.00
5.00
15.00
10.00
50.00
50.00
50.00
50.00
25.00
50.00
25.00
25.00
25.00
550.00
134,324.14
42.00

<p>Rolled Coin</p> <p>1.00           X     25.00 =     0.00</p> <p>0.50           X     10.00 =     0.00</p> <p>0.25           X     10.00 =     0.00</p> <p>0.10           X     5.00 =     0.00</p> <p>0.05           X     2.00 =     0.00</p> <p>0.01           X     0.50 =     0.00</p> <p>Loose Coin</p> <p>1.00           X     1.00 =     0.00</p> <p>0.50           X     0.50 =     0.00</p> <p>0.25           X     0.25 =     0.00</p> <p>0.10           X     0.10 =     0.00</p> <p>0.05           X     0.05 =     0.00</p> <p>0.01           X     0.01 =     0.00</p> <p>Coin Total</p>	<p>-</p>
---	----------

135,321.14

135,873.14

FORM APPROVED BY STATE BOARD OF ACCOUNTS FOR CITY OF GARY - 2006  
 CITY OF GARY  
 401 BROADWAY  
 GARY, IN 46402



335746

RECEIPT COPY  
 OFFICE OF THE CITY CONTROLLER

REFERENCE #: CK#138911	PAYMENT TYPE: CASH	CHECK 134324.14	M.O.
DATE: 10/24/16	E.F.T.	CC/BC	OTHER
RECEIVED FROM: CENTENE MANAGEMENT COMPANY			
THE SUM OF: ONE HUNDRED THIRTY-FOUR THOUSAND THREE HUNDRED TWENTY FOUR AND 14/100			
DESCRIPTION: EMS FEES COLLECTED	ACCOUNT NAME	AMOUNT	
ON ACCOUNT OF	Ambulance Fees-Emerge	134,324.14	
16-224-0-0000-34500-34504-0305-0			

M. Celita Green/ADAVIS  
 08/06  
 RCF14029 CONTROLLER

TOTAL

134,324.14

Check Date: Oct/20/2016		Supplier Number: 0000035420		Check No: 138911	
Invoice Number	Invoice Date	Voucher ID	Gross Amount	Discount Taken	Paid Amount
Ambulance Payment Adjustment-4	Oct/17/2016	00796358	134,324.14	0.00	134,324.14
				Late Charge	0.00
				Total Discounts	\$0.00
				Total Gross Amount	\$134,324.14
				Total Late Charge	\$0.00
				Total Paid Amount	\$134,324.14

FORM APPROVED BY STATE BOARD OF ACCOUNTS FOR CITY OF GARY - 2006

CITY OF GARY  
401 BROADWAY  
GARY, IN 46402RECEIPT COPY  
OFFICE OF THE CITY CONTROLLER

324930

REFERENCE #: mq dec      PAYMENT TYPE: CASH      CHECK      M.O.  
DATE: 12/31/15 \* REPRINT \*      E.F.T. 126790.72      CC/BC      OTHER  
RECEIVED FROM: various  
THE SUM OF: ONE HUNDRED TWENTY-SIX THOUSAND SEVEN HUNDRED NINETY AND 72/100

DESCRIPTION:      ems fees collected  
ON ACCOUNT OF  
15-224-0-0000-34500-34504-0305-0

ACCOUNT NAME  
Ambulance Fees-Emerge

AMOUNT  
126,790.72

M. Celita Green/MROBY  
CONTROLLER

TOTAL      126,790.72

08/06  
RCP14029

**Fund 224 Analysis**  
**Small Deposit on RDS not on Fund 224 Bank Statement**

Bank	Fnd	F	Prgm	Accnt	Date	Vendor	Seq	Description	Receipt	Check	Debit
10	224	0	0	10100	1/2/2015	2	0	Special Revenues	306392		15.00
10	224	0	0	10100	1/7/2015	2	0	Special Revenues	306625		15.00
10	224	0	0	10100	1/8/2015	2	0	Special Revenues	306698		15.00
10	224	0	0	10100	1/8/2015	2	0	Special Revenues	306699		15.00
10	224	0	0	10100	1/13/2015	2	0	Special Revenues	306974		15.00
10	224	0	0	10100	1/14/2015	2	0	Special Revenues	307077		15.00
10	224	0	0	10100	1/16/2015	2	0	Special Revenues	307271		15.00
10	224	0	0	10100	1/20/2015	2	0	Special Revenues	307382		15.00
10	224	0	0	10100	1/21/2015	2	0	Special Revenues	307432		15.00
10	224	0	0	10100	1/21/2015	2	0	Special Revenues	307433		15.00
10	224	0	0	10100	1/22/2015	2	0	Special Revenues	307582		15.00
10	224	0	0	10100	1/26/2015	2	0	Special Revenues	307749		100.00
10	224	0	0	10100	2/4/2015	2	0	Special Revenues	308375		15.00
10	224	0	0	10100	2/5/2015	2	0	Special Revenues	308479		15.00
10	224	0	0	10100	2/23/2015	2	0	Special Revenues	309095		15.00
10	224	0	0	10100	2/23/2015	2	0	Special Revenues	309150		15.00
10	224	0	0	10100	2/25/2015	2	0	Special Revenues	309315		50.00
10	224	0	0	10100	3/2/2015	2	0	Special Revenues	309646		15.00
10	224	0	0	10100	3/5/2015	2	0	Special Revenues	309787		50.00
10	224	0	0	10100	3/5/2015	2	0	Special Revenues	309808		50.00
10	224	0	0	10100	3/10/2015	2	0	Special Revenues	310002		50.00
10	224	0	0	10100	3/10/2015	2	0	Special Revenues	310007		15.00
10	224	0	0	10100	3/18/2015	2	0	Special Revenues	310436		15.00
10	224	0	0	10100	4/6/2015	2	0	Special Revenues	311290		15.00
10	224	0	0	10100	4/16/2015	2	0	Special Revenues	311781		15.00
10	224	0	0	10100	4/24/2015	2	0	Special Revenues	312114		15.00
10	224	0	0	10100	4/30/2015	2	0	Special Revenues	312332		15.00
10	224	0	0	10100	4/30/2015	2	0	Special Revenues	312333		15.00
10	224	0	0	10100	5/1/2015	2	0	Special Revenues	312466		100.00
10	224	0	0	10100	5/8/2015	2	0	Special Revenues	312673		15.00
10	224	0	0	10100	5/8/2015	2	0	Special Revenues	312674		15.00
10	224	0	0	10100	5/8/2015	2	0	Special Revenues	312675		15.00
10	224	0	0	10100	5/8/2015	2	0	Special Revenues	312676		15.00
10	224	0	0	10100	5/22/2015	2	0	Special Revenues	313224		15.00
10	224	0	0	10100	5/29/2015	2	0	Special Revenues	313398		15.00
10	224	0	0	10100	6/1/2015	2	0	Special Revenues	313489		50.00
10	224	0	0	10100	6/8/2015	2	0	Special Revenues	313766		15.00
10	224	0	0	10100	6/10/2015	2	0	Special Revenues	313834		15.00
10	224	0	0	10100	6/10/2015	2	0	Special Revenues	313856		15.00
10	224	0	0	10100	6/12/2015	2	0	Special Revenues	313958		15.00
10	224	0	0	10100	6/15/2015	2	0	Special Revenues	314015		15.00
10	224	0	0	10100	6/17/2015	2	0	Special Revenues	314187		15.00
10	224	0	0	10100	6/23/2015	2	0	Special Revenues	314427		15.00
10	224	0	0	10100	6/23/2015	2	0	Special Revenues	314442		15.00
10	224	0	0	10100	6/30/2015	2	0	Special Revenues	314726		100.00
10	224	0	0	10100	6/30/2015	2	0	Special Revenues	314732		15.00
10	224	0	0	10100	6/30/2015	2	0	Special Revenues	314733		15.00
10	224	0	0	10100	6/30/2015	2	0	Special Revenues	314734		15.00

# EXHIBIT G

Bank	Fnd	F	Prgm	Accnt	Date	Vendor	Seq	Description	Receipt	Check	Debit
10	224	0	0	10100	7/9/2015	2	0	Special Revenues	315142		15.00
10	224	0	0	10100	7/14/2015	2	0	Special Revenues	315253		15.00
10	224	0	0	10100	7/14/2015	2	0	Special Revenues	315254		15.00
10	224	0	0	10100	7/30/2015	2	0	Special Revenues	315887		15.00
10	224	0	0	10100	7/30/2015	2	0	Special Revenues	315888		20.00
10	224	0	0	10100	8/11/2015	2	0	Special Revenues	316320		15.00
10	224	0	0	10100	8/11/2015	2	0	Special Revenues	316321		15.00
10	224	0	0	10100	8/13/2015	2	0	Special Revenues	316419		15.00
10	224	0	0	10100	8/18/2015	2	0	Special Revenues	316634		15.00
10	224	0	0	10100	8/24/2015	2	0	Special Revenues	316887		15.00
10	224	0	0	10100	8/25/2015	2	0	Special Revenues	316980		15.00
10	224	0	0	10100	8/25/2015	2	0	Special Revenues	316981		15.00
10	224	0	0	10100	8/31/2015	2	0	Special Revenues	317255		15.00
10	224	0	0	10100	9/1/2015	2	0	Special Revenues	317279		15.00
10	224	0	0	10100	9/8/2015	2	0	Special Revenues	317497		15.00
10	224	0	0	10100	9/8/2015	2	0	Special Revenues	317498		15.00
10	224	0	0	10100	9/15/2015	2	0	Special Revenues	317731		15.00
10	224	0	0	10100	9/16/2015	2	0	Special Revenues	317761		50.00
10	224	0	0	10100	9/17/2015	2	0	Special Revenues	317841		15.00
10	224	0	0	10100	9/18/2015	2	0	Special Revenues	317885		100.00
10	224	0	0	10100	9/21/2015	2	0	Special Revenues	317921		15.00
10	224	0	0	10100	9/25/2015	2	0	Special Revenues	318130		15.00
10	224	0	0	10100	9/28/2015	2	0	Special Revenues	318196		15.00
10	224	0	0	10100	9/28/2015	2	0	Special Revenues	318225		15.00
10	224	0	0	10100	9/29/2015	2	0	Special Revenues	318240		15.00
10	224	0	0	10100	10/1/2015	2	0	Special Revenues	318379		15.00
10	224	0	0	10100	10/5/2015	2	0	Special Revenues	318521		15.00
10	224	0	0	10100	10/13/2015	2	0	Special Revenues	318810		15.00
10	224	0	0	10100	10/13/2015	2	0	Special Revenues	318821		100.00
10	224	0	0	10100	10/19/2015	2	0	Special Revenues	319117		15.00
10	224	0	0	10100	10/28/2015	2	0	Special Revenues	319411		15.00
10	224	0	0	10100	11/2/2015	2	0	Special Revenues	319498		15.00
10	224	0	0	10100	11/2/2015	2	0	Special Revenues	319519		15.00
10	224	0	0	10100	11/3/2015	2	0	Special Revenues	319634		15.00
10	224	0	0	10100	11/6/2015	2	0	Special Revenues	319728		15.00
10	224	0	0	10100	11/6/2015	2	0	Special Revenues	319732		100.00
10	224	0	0	10100	11/18/2015	2	0	Special Revenues	320141		15.00
10	224	0	0	10100	11/24/2015	2	0	Special Revenues	320447		30.00
10	224	0	0	10100	12/1/2015	2	0	Special Revenues	320556		15.00
10	224	0	0	10100	12/1/2015	2	0	Special Revenues	320557		15.00
10	224	0	0	10100	12/1/2015	2	0	Special Revenues	320558		15.00
10	224	0	0	10100	12/1/2015	2	0	Special Revenues	320559		15.00
10	224	0	0	10100	12/3/2015	2	0	Special Revenues	320672		15.00
10	224	0	0	10100	12/10/2015	2	0	Special Revenues	320889		15.00
10	224	0	0	10100	12/31/2015	2	0	Special Revenues	321618		15.00
10	224	0	0	10100	1/4/2016	2	0	Special Revenues	321745		15.00
10	224	0	0	10100	1/6/2016	2	0	Special Revenues	322055		15.00
10	224	0	0	10100	1/8/2016	2	0	Special Revenues	322251		15.00
10	224	0	0	10100	1/12/2016	2	0	Special Revenues	322518		15.00
10	224	0	0	10100	1/14/2016	2	0	Special Revenues	322725		15.00
10	224	0	0	10100	1/15/2016	2	0	Special Revenues	322801		25.00

# EXHIBIT G

Bank	Fnd	F	Prgm	Accnt	Date	Vendor	Seq	Description	Receipt	Check	Debit
10	224	0	0	10100	1/15/2016	2	0	Special Revenues	322838		15.00
10	224	0	0	10100	1/20/2016	2	0	Special Revenues	323044		15.00
10	224	0	0	10100	1/21/2016	2	0	Special Revenues	323073		15.00
10	224	0	0	10100	1/22/2016	2	0	Special Revenues	323187		25.00
10	224	0	0	10100	2/2/2016	2	0	Special Revenues	324003		15.00
10	224	0	0	10100	2/2/2016	2	0	Special Revenues	324004		15.00
10	224	0	0	10100	2/3/2016	2	0	Special Revenues	324043		15.00
10	224	0	0	10100	2/4/2016	2	0	Special Revenues	324190		25.00
10	224	0	0	10100	2/10/2016	2	0	Special Revenues	324478		25.00
10	224	0	0	10100	2/17/2016	2	0	Special Revenues	324844		25.00
10	224	0	0	10100	2/17/2016	2	0	Special Revenues	324845		25.00
10	224	0	0	10100	2/17/2016	2	0	Special Revenues	324847		25.00
10	224	0	0	10100	2/17/2016	2	0	Special Revenues	324848		25.00
10	224	0	0	10100	2/18/2016	2	0	Special Revenues	324885		15.00
10	224	0	0	10100	2/22/2016	2	0	Special Revenues	325032		25.00
10	224	0	0	10100	2/23/2016	2	0	Special Revenues	325068		25.00
10	224	0	0	10100	2/26/2016	2	0	Special Revenues	325209		25.00
10	224	0	0	10100	2/26/2016	2	0	Special Revenues	325210		25.00
10	224	0	0	10100	2/29/2016	2	0	Special Revenues	325260		25.00
10	224	0	0	10100	3/7/2016	2	0	Special Revenues	325699		15.00
10	224	0	0	10100	3/15/2016	2	0	Special Revenues	326038		15.00
10	224	0	0	10100	3/15/2016	2	0	Special Revenues	326049		15.00
10	224	0	0	10100	3/18/2016	2	0	Special Revenues	326197		25.00
10	224	0	0	10100	3/21/2016	2	0	Special Revenues	326273		15.00
10	224	0	0	10100	3/23/2016	2	0	Special Revenues	326457		30.00
10	224	0	0	10100	3/23/2016	2	0	Special Revenues	326545		15.00
10	224	0	0	10100	3/28/2016	2	0	Special Revenues	326718		30.00
10	224	0	0	10100	4/1/2016	2	0	Special Revenues	327004		25.00
10	224	0	0	10100	4/4/2016	2	0	Special Revenues	327199		25.00
10	224	0	0	10100	4/6/2016	2	0	Special Revenues	327274		15.00
10	224	0	0	10100	4/6/2016	2	0	Special Revenues	327275		15.00
10	224	0	0	10100	4/12/2016	2	0	Special Revenues	327626		50.00
10	224	0	0	10100	4/13/2016	2	0	Special Revenues	327697		15.00
10	224	0	0	10100	4/13/2016	2	0	Special Revenues	327698		15.00
10	224	0	0	10100	4/22/2016	2	0	Special Revenues	328014		50.00
10	224	0	0	10100	4/26/2016	2	0	Special Revenues	328069		25.00
10	224	0	0	10100	4/26/2016	2	0	Special Revenues	328070		25.00
10	224	0	0	10100	5/6/2016	2	0	Special Revenues	328661		15.00
10	224	0	0	10100	5/10/2016	2	0	Special Revenues	328760		15.00
10	224	0	0	10100	5/10/2016	2	0	Special Revenues	328762		15.00
10	224	0	0	10100	5/13/2016	2	0	Special Revenues	328930		30.00
10	224	0	0	10100	6/10/2016	2	0	Special Revenues	329985		15.00
10	224	0	0	10100	6/10/2016	2	0	Special Revenues	330039		15.00
10	224	0	0	10100	6/23/2016	2	0	Special Revenues	330655		25.00
10	224	0	0	10100	7/6/2016	2	0	Special Revenues	331198		25.00
10	224	0	0	10100	7/7/2016	2	0	Special Revenues	331244		25.00
10	224	0	0	10100	7/7/2016	2	0	Special Revenues	331245		25.00
10	224	0	0	10100	7/7/2016	2	0	Special Revenues	331247		25.00
10	224	0	0	10100	7/8/2016	2	0	Special Revenues	331263		100.00
10	224	0	0	10100	7/14/2016	2	0	Special Revenues	331498		25.00
10	224	0	0	10100	7/14/2016	2	0	Special Revenues	331499		25.00

# EXHIBIT G

Bank	Fnd	F	Prgm	Acctn	Date	Vendor	Seq	Description	Receipt	Check	Debit
10	224	0	0	10100	7/18/2016	2	0	Special Revenues	331584		25.00
10	224	0	0	10100	7/18/2016	2	0	Special Revenues	331585		25.00
10	224	0	0	10100	7/18/2016	2	0	Special Revenues	331586		25.00
10	224	0	0	10100	7/19/2016	2	0	Special Revenues	331606		20.00
10	224	0	0	10100	7/22/2016	2	0	Special Revenues	331918		25.00
10	224	0	0	10100	7/22/2016	2	0	Special Revenues	331919		25.00
10	224	0	0	10100	7/26/2016	2	0	Special Revenues	332087		15.00
10	224	0	0	10100	7/26/2016	2	0	Special Revenues	332054		15.00
10	224	0	0	10100	7/27/2016	2	0	Special Revenues	332139		15.00
10	224	0	0	10100	7/27/2016	2	0	Special Revenues	332140		15.00
10	224	0	0	10100	7/27/2016	2	0	Special Revenues	332141		30.00
10	224	0	0	10100	7/28/2016	2	0	Special Revenues	332239		25.00
10	224	0	0	10100	7/28/2016	2	0	Special Revenues	332240		25.00
10	224	0	0	10100	7/28/2016	2	0	Special Revenues	332241		25.00
10	224	0	0	10100	7/28/2016	2	0	Special Revenues	332243		25.00
10	224	0	0	10100	8/2/2016	2	0	Special Revenues	332368		25.00
10	224	0	0	10100	8/2/2016	2	0	Special Revenues	332369		25.00
10	224	0	0	10100	8/2/2016	2	0	Special Revenues	332370		25.00
10	224	0	0	10100	8/2/2016	2	0	Special Revenues	332371		25.00
10	224	0	0	10100	8/3/2016	2	0	Special Revenues	332446		15.00
10	224	0	0	10100	8/4/2016	2	0	Special Revenues	332486		15.00
10	224	0	0	10100	8/8/2016	2	0	Special Revenues	332577		25.00
10	224	0	0	10100	8/8/2016	2	0	Special Revenues	332585		25.00
10	224	0	0	10100	8/8/2016	2	0	Special Revenues	332586		25.00
10	224	0	0	10100	8/8/2016	2	0	Special Revenues	332587		25.00
10	224	0	0	10100	8/8/2016	2	0	Special Revenues	332588		25.00
10	224	0	0	10100	8/8/2016	2	0	Special Revenues	332589		25.00
10	224	0	0	10100	8/9/2016	2	0	Special Revenues	332697		15.00
10	224	0	0	10100	8/15/2016	2	0	Special Revenues	332878		15.00
10	224	0	0	10100	8/16/2016	2	0	Special Revenues	332962		15.00
10	224	0	0	10100	8/18/2016	2	0	Special Revenues	333082		25.00
10	224	0	0	10100	8/18/2016	2	0	Special Revenues	333083		25.00
10	224	0	0	10100	8/18/2016	2	0	Special Revenues	333084		25.00
10	224	0	0	10100	8/23/2016	2	0	Special Revenues	333328		25.00
10	224	0	0	10100	8/25/2016	2	0	Special Revenues	333410		25.00
10	224	0	0	10100	8/26/2016	2	0	Special Revenues	333469		50.00
10	224	0	0	10100	8/29/2016	2	0	Special Revenues	333544		25.00
10	224	0	0	10100	8/29/2016	2	0	Special Revenues	333545		25.00
10	224	0	0	10100	8/29/2016	2	0	Special Revenues	333546		25.00
10	224	0	0	10100	9/1/2016	2	0	Special Revenues	333731		25.00
10	224	0	0	10100	9/7/2016	2	0	Special Revenues	333930		25.00
10	224	0	0	10100	9/8/2016	2	0	Special Revenues	333956		25.00
10	224	0	0	10100	9/8/2016	2	0	Special Revenues	333957		25.00
10	224	0	0	10100	9/13/2016	2	0	Special Revenues	334122		25.00
10	224	0	0	10100	9/13/2016	2	0	Special Revenues	334123		25.00
10	224	0	0	10100	9/13/2016	2	0	Special Revenues	334124		25.00
10	224	0	0	10100	9/13/2016	2	0	Special Revenues	334125		25.00
10	224	0	0	10100	9/13/2016	2	0	Special Revenues	334126		25.00
10	224	0	0	10100	9/15/2016	2	0	Special Revenues	334211		25.00
10	224	0	0	10100	9/15/2016	2	0	Special Revenues	334212		25.00
10	224	0	0	10100	9/15/2016	2	0	Special Revenues	334213		25.00



# EXHIBIT G

Bank	Fnd	F	Prgm	Accnt	Date	Vendor	Seq	Description	Receipt	Check	Debit
10	224	0	0	10100	9/19/2016	2	0	Special Revenues	334372		50.00
10	224	0	0	10100	9/19/2016	2	0	Special Revenues	334374		50.00
10	224	0	0	10100	9/21/2016	2	0	Special Revenues	334482		25.00
10	224	0	0	10100	9/21/2016	2	0	Special Revenues	334484		50.00
10	224	0	0	10100	10/3/2016	2	0	Special Revenues	334901		25.00
10	224	0	0	10100	10/3/2016	2	0	Special Revenues	334902		25.00
10	224	0	0	10100	10/3/2016	2	0	Special Revenues	334903		25.00
10	224	0	0	10100	10/3/2016	2	0	Special Revenues	334904		25.00
10	224	0	0	10100	10/3/2016	2	0	Special Revenues	334905		25.00
10	224	0	0	10100	10/3/2016	2	0	Special Revenues	334906		25.00
10	224	0	0	10100	10/3/2016	2	0	Special Revenues	334907		25.00
10	224	0	0	10100	10/11/2016	2	0	Special Revenues	335159		25.00
10	224	0	0	10100	10/17/2016	2	0	Special Revenues	335420		25.00
10	224	0	0	10100	10/18/2016	2	0	Special Revenues	335513		25.00
10	224	0	0	10100	10/18/2016	2	0	Special Revenues	335527		25.00
10	224	0	0	10100	10/24/2016	2	0	Special Revenues	335677		25.00
10	224	0	0	10100	10/24/2016	2	0	Special Revenues	335678		25.00
10	224	0	0	10100	10/24/2016	2	0	Special Revenues	335679		50.00
10	224	0	0	10100	10/24/2016	2	0	Special Revenues	335680		25.00
10	224	0	0	10100	11/1/2016	2	0	Special Revenues	336068		25.00
10	224	0	0	10100	11/1/2016	2	0	Special Revenues	336069		25.00
10	224	0	0	10100	11/1/2016	2	0	Special Revenues	336070		25.00
10	224	0	0	10100	11/1/2016	2	0	Special Revenues	336071		25.00
10	224	0	0	10100	11/1/2016	2	0	Special Revenues	336072		25.00
10	224	0	0	10100	11/1/2016	2	0	Special Revenues	336073		25.00
10	224	0	0	10100	11/4/2016	2	0	Special Revenues	336258		25.00
10	224	0	0	10100	11/4/2016	2	0	Special Revenues	336259		50.00
10	224	0	0	10100	11/7/2016	2	0	Special Revenues	336321		50.00
10	224	0	0	10100	11/10/2016	2	0	Special Revenues	336432		25.00
10	224	0	0	10100	11/10/2016	2	0	Special Revenues	336433		25.00
10	224	0	0	10100	11/10/2016	2	0	Special Revenues	336434		25.00
10	224	0	0	10100	11/10/2016	2	0	Special Revenues	336435		25.00
10	224	0	0	10100	11/10/2016	2	0	Special Revenues	336436		25.00
10	224	0	0	10100	11/10/2016	2	0	Special Revenues	336437		25.00
10	224	0	0	10100	11/10/2016	2	0	Special Revenues	336438		25.00
10	224	0	0	10100	11/14/2016	2	0	Special Revenues	336496		50.00
10	224	0	0	10100	11/17/2016	2	0	Special Revenues	336651		50.00
10	224	0	0	10100	11/22/2016	2	0	Special Revenues	336862		25.00
10	224	0	0	10100	11/28/2016	2	0	Special Revenues	336981		25.00
10	224	0	0	10100	11/29/2016	2	0	Special Revenues	337030		25.00
10	224	0	0	10100	11/29/2016	2	0	Special Revenues	337031		25.00
10	224	0	0	10100	11/29/2016	2	0	Special Revenues	337032		25.00
10	224	0	0	10100	11/29/2016	2	0	Special Revenues	337033		25.00
10	224	0	0	10100	12/8/2016	2	0	Special Revenues	337394		25.00
10	224	0	0	10100	12/8/2016	2	0	Special Revenues	337395		25.00
10	224	0	0	10100	12/8/2016	2	0	Special Revenues	337396		25.00
10	224	0	0	10100	12/13/2016	2	0	Special Revenues	337608		50.00
10	224	0	0	10100	12/13/2016	2	0	Special Revenues	337609		25.00
10	224	0	0	10100	12/13/2016	2	0	Special Revenues	337610		25.00
10	224	0	0	10100	12/14/2016	2	0	Special Revenues	337642		25.00
10	224	0	0	10100	12/16/2016	2	0	Special Revenues	337758		25.00

# EXHIBIT G

Bank	Fnd	F	Prgm	Accnt	Date	Vendor	Seq	Description	Receipt	Check	Debit
10	224	0	0	10100	12/20/2016	2	0	Special Revenues	337826		50.00
10	224	0	0	10100	12/20/2016	2	0	Special Revenues	337827		25.00
10	224	0	0	10100	12/21/2016	2	0	Special Revenues	337868		25.00
10	224	0	0	10100	1/4/2017	2	0	Special Revenues	338242		25.00
10	224	0	0	10100	1/4/2017	2	0	Special Revenues	338245		25.00
10	224	0	0	10100	1/4/2017	2	0	Special Revenues	338247		25.00
10	224	0	0	10100	1/4/2017	2	0	Special Revenues	338248		25.00
10	224	0	0	10100	1/4/2017	2	0	Special Revenues	338249		25.00
10	224	0	0	10100	1/5/2017	2	0	Special Revenues	338346		25.00
10	224	0	0	10100	1/6/2017	2	0	Special Revenues	338508		50.00
10	224	0	0	10100	1/9/2017	2	0	Special Revenues	338709		50.00
10	224	0	0	10100	1/11/2017	2	0	Special Revenues	338963		100.00
10	224	0	0	10100	1/11/2017	2	0	Special Revenues	338885		25.00
10	224	0	0	10100	1/11/2017	2	0	Special Revenues	338888		25.00
10	224	0	0	10100	1/11/2017	2	0	Special Revenues	338889		25.00
10	224	0	0	10100	1/11/2017	2	0	Special Revenues	338890		25.00
10	224	0	0	10100	1/11/2017	2	0	Special Revenues	338891		25.00
10	224	0	0	10100	1/11/2017	2	0	Special Revenues	338920		50.00
10	224	0	0	10100	1/18/2017	2	0	Special Revenues	339406		50.00
10	224	0	0	10100	1/18/2017	2	0	Special Revenues	339408		25.00
10	224	0	0	10100	1/20/2017	2	0	Special Revenues	339562		50.00
10	224	0	0	10100	1/31/2017	2	0	Special Revenues	340600		25.00
10	224	0	0	10100	1/31/2017	2	0	Special Revenues	340493		25.00
10	224	0	0	10100	1/31/2017	2	0	Special Revenues	340494		25.00
10	224	0	0	10100	1/31/2017	2	0	Special Revenues	340495		25.00
10	224	0	0	10100	1/31/2017	2	0	Special Revenues	340496		25.00
10	224	0	0	10100	1/31/2017	2	0	Special Revenues	340498		25.00
10	224	0	0	10100	2/2/2017	2	0	Special Revenues	340720		25.00
10	224	0	0	10100	2/2/2017	2	0	Special Revenues	340721		25.00
10	224	0	0	10100	2/2/2017	2	0	Special Revenues	340722		25.00
10	224	0	0	10100	2/3/2017	2	0	Special Revenues	340798		50.00
10	224	0	0	10100	2/7/2017	2	0	Special Revenues	340911		25.00
10	224	0	0	10100	2/14/2017	2	0	Special Revenues	341301		25.00
10	224	0	0	10100	2/14/2017	2	0	Special Revenues	341302		25.00
10	224	0	0	10100	2/17/2017	2	0	Special Revenues	341549		50.00
10	224	0	0	10100	2/28/2017	2	0	Special Revenues	341975		25.00
10	224	0	0	10100	3/1/2017	2	0	Special Revenues	342027		25.00
10	224	0	0	10100	3/2/2017	2	0	Special Revenues	342072		25.00
10	224	0	0	10100	3/2/2017	2	0	Special Revenues	342073		25.00
10	224	0	0	10100	3/2/2017	2	0	Special Revenues	342074		25.00
10	224	0	0	10100	3/7/2017	2	0	Special Revenues	342383		25.00
10	224	0	0	10100	3/7/2017	2	0	Special Revenues	342384		25.00
10	224	0	0	10100	3/20/2017	2	0	Special Revenues	342990		25.00
10	224	0	0	10100	3/22/2017	2	0	Special Revenues	343105		25.00
10	224	0	0	10100	3/22/2017	2	0	Special Revenues	343106		25.00
10	224	0	0	10100	3/22/2017	2	0	Special Revenues	343107		25.00
10	224	0	0	10100	3/22/2017	2	0	Special Revenues	343108		25.00
10	224	0	0	10100	3/23/2017	2	0	Special Revenues	343304		50.00
10	224	0	0	10100	3/27/2017	2	0	Special Revenues	343478		25.00
10	224	0	0	10100	3/30/2017	2	0	Special Revenues	343725		25.00
10	224	0	0	10100	4/4/2017	2	0	Special Revenues	343968		25.00

# EXHIBIT G

Bank	Fnd	F	Prgm	Accnt	Date	Vendor	Seq	Description	Receipt	Check	Debit
10	224	0	0	10100	4/4/2017	2	0	Special Revenues	343969		50.00
10	224	0	0	10100	4/4/2017	2	0	Special Revenues	343970		50.00
10	224	0	0	10100	4/5/2017	2	0	Special Revenues	344007		25.00
10	224	0	0	10100	4/5/2017	2	0	Special Revenues	344008		25.00
10	224	0	0	10100	4/5/2017	2	0	Special Revenues	344009		25.00
10	224	0	0	10100	4/5/2017	2	0	Special Revenues	344011		25.00
10	224	0	0	10100	4/5/2017	2	0	Special Revenues	344012		25.00
10	224	0	0	10100	4/5/2017	2	0	Special Revenues	344013		25.00
10	224	0	0	10100	4/10/2017	2	0	Special Revenues	344175		50.00
10	224	0	0	10100	4/13/2017	2	0	Special Revenues	344377		25.00
10	224	0	0	10100	4/20/2017	2	0	Special Revenues	344609		25.00
10	224	0	0	10100	4/20/2017	2	0	Special Revenues	344614		50.00
10	224	0	0	10100	4/20/2017	2	0	Special Revenues	344616		50.00
10	224	0	0	10100	4/20/2017	2	0	Special Revenues	344657		25.00
10	224	0	0	10100	4/20/2017	2	0	Special Revenues	344658		100.00
10	224	0	0	10100	4/20/2017	2	0	Special Revenues	344660		25.00
10	224	0	0	10100	4/20/2017	2	0	Special Revenues	344661		25.00
10	224	0	0	10100	4/20/2017	2	0	Special Revenues	344662		25.00
10	224	0	0	10100	4/20/2017	2	0	Special Revenues	344664		25.00
10	224	0	0	10100	4/26/2017	2	0	Special Revenues	344855		50.00
10	224	0	0	10100	5/2/2017	2	0	Special Revenues	345107		25.00
10	224	0	0	10100	5/2/2017	2	0	Special Revenues	345108		25.00
10	224	0	0	10100	5/2/2017	2	0	Special Revenues	345109		25.00
10	224	0	0	10100	5/2/2017	2	0	Special Revenues	345110		25.00
10	224	0	0	10100	5/2/2017	2	0	Special Revenues	345111		25.00
10	224	0	0	10100	5/2/2017	2	0	Special Revenues	345112		25.00
10	224	0	0	10100	5/4/2017	2	0	Special Revenues	345257		25.00
10	224	0	0	10100	5/11/2017	2	0	Special Revenues	345561		25.00
10	224	0	0	10100	5/16/2017	2	0	Special Revenues	345811		50.00
10	224	0	0	10100	5/19/2017	2	0	Special Revenues	346014		25.00
10	224	0	0	10100	5/19/2017	2	0	Special Revenues	346016		25.00
10	224	0	0	10100	5/19/2017	2	0	Special Revenues	346017		25.00
10	224	0	0	10100	5/19/2017	2	0	Special Revenues	346018		25.00
10	224	0	0	10100	5/19/2017	2	0	Special Revenues	346019		25.00
10	224	0	0	10100	5/25/2017	2	0	Special Revenues	346205		50.00
10	224	0	0	10100	5/25/2017	2	0	Special Revenues	346238		50.00
10	224	0	0	10100	5/26/2017	2	0	Special Revenues	346310		25.00
10	224	0	0	10100	5/30/2017	2	0	Special Revenues	346331		100.00
10	224	0	0	10100	6/2/2017	2	0	Special Revenues	346535		25.00
10	224	0	0	10100	6/2/2017	2	0	Special Revenues	346536		25.00
10	224	0	0	10100	6/2/2017	2	0	Special Revenues	346537		25.00
10	224	0	0	10100	6/7/2017	2	0	Special Revenues	346749		50.00
10	224	0	0	10100	6/8/2017	2	0	Special Revenues	346842		25.00
10	224	0	0	10100	6/14/2017	2	0	Special Revenues	347035		25.00
10	224	0	0	10100	6/14/2017	2	0	Special Revenues	347036		25.00
10	224	0	0	10100	6/14/2017	2	0	Special Revenues	347037		25.00
10	224	0	0	10100	6/14/2017	2	0	Special Revenues	347038		25.00
10	224	0	0	10100	6/14/2017	2	0	Special Revenues	347039		25.00
10	224	0	0	10100	6/14/2017	2	0	Special Revenues	347040		25.00
10	224	0	0	10100	6/14/2017	2	0	Special Revenues	347041		25.00
10	224	0	0	10100	6/20/2017	2	0	Special Revenues	347336		25.00

# EXHIBIT G

Bank	Fnd	F	Prgm	Accnt	Date	Vendor	Seq	Description	Receipt	Check	Debit
10	224	0	0	10100	6/20/2017	2	0	Special Revenues	347337		25.00
10	224	0	0	10100	6/20/2017	2	0	Special Revenues	347338		25.00
10	224	0	0	10100	6/23/2017	2	0	Special Revenues	347494		25.00
10	224	0	0	10100	7/6/2017	2	0	Special Revenues	348006		25.00
10	224	0	0	10100	7/6/2017	2	0	Special Revenues	348007		25.00
10	224	0	0	10100	7/6/2017	2	0	Special Revenues	348008		25.00
10	224	0	0	10100	7/6/2017	2	0	Special Revenues	348009		25.00
10	224	0	0	10100	7/6/2017	2	0	Special Revenues	348010		25.00
10	224	0	0	10100	7/6/2017	2	0	Special Revenues	348011		25.00
10	224	0	0	10100	7/6/2017	2	0	Special Revenues	348012		25.00
10	224	0	0	10100	7/7/2017	2	0	Special Revenues	348060		25.00
10	224	0	0	10100	7/11/2017	2	0	Special Revenues	348134		25.00
10	224	0	0	10100	7/13/2017	2	0	Special Revenues	348265		25.00
10	224	0	0	10100	7/13/2017	2	0	Special Revenues	348266		25.00
10	224	0	0	10100	7/13/2017	2	0	Special Revenues	348267		25.00
10	224	0	0	10100	7/13/2017	2	0	Special Revenues	348268		25.00
10	224	0	0	10100	7/19/2017	2	0	Special Revenues	348545		25.00
10	224	0	0	10100	7/19/2017	2	0	Special Revenues	348546		25.00
10	224	0	0	10100	7/19/2017	2	0	Special Revenues	348547		25.00
10	224	0	0	10100	7/19/2017	2	0	Special Revenues	348548		25.00
10	224	0	0	10100	7/19/2017	2	0	Special Revenues	348549		25.00
10	224	0	0	10100	7/19/2017	2	0	Special Revenues	348550		25.00
10	224	0	0	10100	7/21/2017	2	0	Special Revenues	348653		25.00
10	224	0	0	10100	7/31/2017	2	0	Special Revenues	348991		25.00
10	224	0	0	10100	8/1/2017	2	0	Special Revenues	349054		25.00
10	224	0	0	10100	8/1/2017	2	0	Special Revenues	349055		25.00
10	224	0	0	10100	8/1/2017	2	0	Special Revenues	349056		25.00
10	224	0	0	10100	8/1/2017	2	0	Special Revenues	349057		100.00
10	224	0	0	10100	8/1/2017	2	0	Special Revenues	349058		25.00
10	224	0	0	10100	8/1/2017	2	0	Special Revenues	349059		25.00
10	224	0	0	10100	8/1/2017	2	0	Special Revenues	349060		25.00
10	224	0	0	10100	8/1/2017	2	0	Special Revenues	349061		25.00
10	224	0	0	10100	8/1/2017	2	0	Special Revenues	349062		25.00
10	224	0	0	10100	8/1/2017	2	0	Special Revenues	349063		25.00
10	224	0	0	10100	8/1/2017	2	0	Special Revenues	349064		25.00
10	224	0	0	10100	8/2/2017	2	0	Special Revenues	349175		50.00
10	224	0	0	10100	8/4/2017	2	0	Special Revenues	349265		25.00
10	224	0	0	10100	8/9/2017	2	0	Special Revenues	349413		25.00
10	224	0	0	10100	8/9/2017	2	0	Special Revenues	349414		25.00
10	224	0	0	10100	8/9/2017	2	0	Special Revenues	349417		25.00
10	224	0	0	10100	8/9/2017	2	0	Special Revenues	349462		25.00
10	224	0	0	10100	8/9/2017	2	0	Special Revenues	349463		25.00
10	224	0	0	10100	8/9/2017	2	0	Special Revenues	349464		25.00
10	224	0	0	10100	8/14/2017	2	0	Special Revenues	349608		25.00
10	224	0	0	10100	8/14/2017	2	0	Special Revenues	349609		25.00
10	224	0	0	10100	8/14/2017	2	0	Special Revenues	349610		25.00
10	224	0	0	10100	8/14/2017	2	0	Special Revenues	349611		25.00
10	224	0	0	10100	8/14/2017	2	0	Special Revenues	349612		25.00
10	224	0	0	10100	8/14/2017	2	0	Special Revenues	349613		25.00
10	224	0	0	10100	8/14/2017	2	0	Special Revenues	349614		25.00
10	224	0	0	10100	8/18/2017	2	0	Special Revenues	349832		25.00

# EXHIBIT G

Bank	Fnd	F	Prgm	Accnt	Date	Vendor	Seq	Description	Receipt	Check	Debit
10	224	0	0	10100	8/25/2017	2	0	Special Revenues	350090		100.00
10	224	0	0	10100	9/5/2017	2	0	Special Revenues	350496		25.00
10	224	0	0	10100	9/6/2017	2	0	Special Revenues	350591		25.00
10	224	0	0	10100	9/11/2017	2	0	Special Revenues	350699		25.00
10	224	0	0	10100	9/11/2017	2	0	Special Revenues	350729		25.00
10	224	0	0	10100	9/11/2017	2	0	Special Revenues	350730		25.00
10	224	0	0	10100	9/11/2017	2	0	Special Revenues	350731		25.00
10	224	0	0	10100	9/11/2017	2	0	Special Revenues	350732		25.00
10	224	0	0	10100	9/11/2017	2	0	Special Revenues	350733		25.00
10	224	0	0	10100	9/11/2017	2	0	Special Revenues	350734		25.00
10	224	0	0	10100	9/11/2017	2	0	Special Revenues	350735		25.00
10	224	0	0	10100	9/11/2017	2	0	Special Revenues	350736		25.00
10	224	0	0	10100	9/11/2017	2	0	Special Revenues	350737		25.00
10	224	0	0	10100	9/11/2017	2	0	Special Revenues	350738		25.00
10	224	0	0	10100	9/12/2017	2	0	Special Revenues	350806		25.00
10	224	0	0	10100	9/12/2017	2	0	Special Revenues	350801		25.00
10	224	0	0	10100	9/21/2017	2	0	Special Revenues	351210		25.00
10	224	0	0	10100	9/21/2017	2	0	Special Revenues	351211		25.00
10	224	0	0	10100	9/21/2017	2	0	Special Revenues	351212		25.00
10	224	0	0	10100	9/22/2017	2	0	Special Revenues	351232		25.00
10	224	0	0	10100	9/22/2017	2	0	Special Revenues	351233		25.00
10	224	0	0	10100	9/22/2017	2	0	Special Revenues	351234		25.00
10	224	0	0	10100	9/22/2017	2	0	Special Revenues	351235		25.00
10	224	0	0	10100	9/22/2017	2	0	Special Revenues	351236		25.00
10	224	0	0	10100	9/22/2017	2	0	Special Revenues	351237		25.00
10	224	0	0	10100	9/22/2017	2	0	Special Revenues	351238		25.00
10	224	0	0	10100	9/22/2017	2	0	Special Revenues	351239		25.00
10	224	0	0	10100	9/26/2017	2	0	Special Revenues	351323		25.00
10	224	0	0	10100	9/27/2017	2	0	Special Revenues	351395		50.00
10	224	0	0	10100	9/28/2017	2	0	Special Revenues	351460		25.00
10	224	0	0	10100	10/3/2017	2	0	Special Revenues	351611		25.00
10	224	0	0	10100	10/3/2017	2	0	Special Revenues	351612		25.00
10	224	0	0	10100	10/3/2017	2	0	Special Revenues	351613		25.00
10	224	0	0	10100	10/3/2017	2	0	Special Revenues	351614		25.00
10	224	0	0	10100	10/3/2017	2	0	Special Revenues	351615		25.00
10	224	0	0	10100	10/3/2017	2	0	Special Revenues	351616		25.00
10	224	0	0	10100	10/4/2017	2	0	Special Revenues	351743		25.00
10	224	0	0	10100	10/4/2017	2	0	Special Revenues	351744		25.00
10	224	0	0	10100	10/5/2017	2	0	Special Revenues	351800		25.00
10	224	0	0	10100	10/13/2017	2	0	Special Revenues	352028		25.00
10	224	0	0	10100	10/13/2017	2	0	Special Revenues	352029		25.00
10	224	0	0	10100	10/13/2017	2	0	Special Revenues	352031		25.00
10	224	0	0	10100	10/13/2017	2	0	Special Revenues	352032		25.00
10	224	0	0	10100	10/13/2017	2	0	Special Revenues	352033		25.00
10	224	0	0	10100	10/13/2017	2	0	Special Revenues	352034		25.00
10	224	0	0	10100	10/13/2017	2	0	Special Revenues	352035		25.00
10	224	0	0	10100	10/13/2017	2	0	Special Revenues	352036		50.00
10	224	0	0	10100	10/13/2017	2	0	Special Revenues	352037		25.00
10	224	0	0	10100	10/13/2017	2	0	Special Revenues	352038		25.00
10	224	0	0	10100	10/13/2017	2	0	Special Revenues	352039		25.00
10	224	0	0	10100	10/13/2017	2	0	Special Revenues	352100		25.00

# EXHIBIT G

Bank	Fnd	F	Prgm	Accnt	Date	Vendor	Seq	Description	Receipt	Check	Debit
10	224	0	0	10100	10/24/2017	2	0	Special Revenues	352422		25.00
10	224	0	0	10100	10/26/2017	2	0	Special Revenues	352487		25.00
10	224	0	0	10100	10/31/2017	2	0	Special Revenues	352655		25.00
10	224	0	0	10100	10/31/2017	2	0	Special Revenues	352671		25.00
10	224	0	0	10100	10/31/2017	2	0	Special Revenues	352672		25.00
10	224	0	0	10100	10/31/2017	2	0	Special Revenues	352673		25.00
10	224	0	0	10100	10/31/2017	2	0	Special Revenues	352674		25.00
10	224	0	0	10100	10/31/2017	2	0	Special Revenues	352675		25.00
10	224	0	0	10100	10/31/2017	2	0	Special Revenues	352676		25.00
10	224	0	0	10100	10/31/2017	2	0	Special Revenues	352677		25.00
10	224	0	0	10100	10/31/2017	2	0	Special Revenues	352678		25.00
10	224	0	0	10100	11/6/2017	2	0	Special Revenues	352913		25.00
10	224	0	0	10100	11/8/2017	2	0	Special Revenues	353121		25.00
10	224	0	0	10100	11/13/2017	2	0	Special Revenues	353257		25.00
10	224	0	0	10100	11/13/2017	2	0	Special Revenues	353258		25.00
10	224	0	0	10100	11/13/2017	2	0	Special Revenues	353259		25.00
10	224	0	0	10100	11/21/2017	2	0	Special Revenues	353620		25.00
10	224	0	0	10100	11/27/2017	2	0	Special Revenues	353731		25.00
10	224	0	0	10100	11/27/2017	2	0	Special Revenues	353732		25.00
10	224	0	0	10100	11/27/2017	2	0	Special Revenues	353733		25.00
10	224	0	0	10100	11/29/2017	2	0	Special Revenues	353803		25.00
10	224	0	0	10100	11/29/2017	2	0	Special Revenues	353804		25.00
10	224	0	0	10100	11/29/2017	2	0	Special Revenues	353805		25.00
10	224	0	0	10100	11/29/2017	2	0	Special Revenues	353806		25.00
10	224	0	0	10100	11/29/2017	2	0	Special Revenues	353807		25.00
10	224	0	0	10100	11/29/2017	2	0	Special Revenues	353808		25.00
10	224	0	0	10100	11/29/2017	2	0	Special Revenues	353809		25.00
10	224	0	0	10100	11/29/2017	2	0	Special Revenues	353811		25.00
10	224	0	0	10100	12/4/2017	2	0	Special Revenues	353989		25.00
10	224	0	0	10100	12/11/2017	2	0	Special Revenues	354218		25.00
10	224	0	0	10100	12/12/2017	2	0	Special Revenues	354315		25.00
10	224	0	0	10100	12/12/2017	2	0	Special Revenues	354335		25.00
10	224	0	0	10100	12/20/2017	2	0	Special Revenues	354611		25.00
10	224	0	0	10100	12/21/2017	2	0	Special Revenues	354699		25.00
10	224	0	0	10100	12/27/2017	2	0	Special Revenues	354824		25.00
10	224	0	0	10100	1/2/2018	2	0	Special Revenues	355106		25.00
10	224	0	0	10100	1/9/2018	2	0	Special Revenues	355680		25.00
10	224	0	0	10100	1/18/2018	2	0	Special Revenues	356264		25.00
10	224	0	0	10100	1/18/2018	2	0	Special Revenues	356265		25.00
10	224	0	0	10100	1/18/2018	2	0	Special Revenues	356266		25.00
10	224	0	0	10100	1/18/2018	2	0	Special Revenues	356267		25.00
10	224	0	0	10100	1/18/2018	2	0	Special Revenues	356374		25.00
10	224	0	0	10100	1/31/2018	2	0	Special Revenues	357377		25.00
10	224	0	0	10100	2/1/2018	2	0	Special Revenues	357415		25.00
10	224	0	0	10100	2/1/2018	2	0	Special Revenues	357447		25.00
10	224	0	0	10100	2/1/2018	2	0	Special Revenues	357449		25.00
10	224	0	0	10100	2/1/2018	2	0	Special Revenues	357451		25.00
10	224	0	0	10100	2/1/2018	2	0	Special Revenues	357452		25.00
10	224	0	0	10100	2/1/2018	2	0	Special Revenues	357454		25.00
10	224	0	0	10100	2/1/2018	2	0	Special Revenues	357455		25.00
10	224	0	0	10100	2/1/2018	2	0	Special Revenues	357456		25.00

# EXHIBIT G

Bank	Fnd	F	Prgm	Acctn	Date	Vendor	Seq	Description	Receipt	Check	Debit
10	224	0	0	10100	2/1/2018	2	0	Special Revenues	357457		25.00
10	224	0	0	10100	2/6/2018	2	0	Special Revenues	357655		50.00
10	224	0	0	10100	2/8/2018	2	0	Special Revenues	357798		25.00
10	224	0	0	10100	2/8/2018	2	0	Special Revenues	357799		25.00
10	224	0	0	10100	2/8/2018	2	0	Special Revenues	357800		25.00
10	224	0	0	10100	2/8/2018	2	0	Special Revenues	357812		50.00
10	224	0	0	10100	2/12/2018	2	0	Special Revenues	357917		25.00
10	224	0	0	10100	2/12/2018	2	0	Special Revenues	357918		25.00
10	224	0	0	10100	2/12/2018	2	0	Special Revenues	357919		25.00
10	224	0	0	10100	2/12/2018	2	0	Special Revenues	357920		25.00
10	224	0	0	10100	2/12/2018	2	0	Special Revenues	357921		25.00
10	224	0	0	10100	2/12/2018	2	0	Special Revenues	357922		25.00
10	224	0	0	10100	2/12/2018	2	0	Special Revenues	357923		25.00
10	224	0	0	10100	2/12/2018	2	0	Special Revenues	357924		25.00
10	224	0	0	10100	2/12/2018	2	0	Special Revenues	357925		25.00
10	224	0	0	10100	2/15/2018	2	0	Special Revenues	358109		25.00
10	224	0	0	10100	2/21/2018	2	0	Special Revenues	358329		50.00
10	224	0	0	10100	2/23/2018	2	0	Special Revenues	358512		25.00
10	224	0	0	10100	2/23/2018	2	0	Special Revenues	358579		25.00
10	224	0	0	10100	2/23/2018	2	0	Special Revenues	358580		25.00
10	224	0	0	10100	2/23/2018	2	0	Special Revenues	358581		25.00
10	224	0	0	10100	2/23/2018	2	0	Special Revenues	358582		25.00
10	224	0	0	10100	2/23/2018	2	0	Special Revenues	358583		25.00
10	224	0	0	10100	2/28/2018	2	0	Special Revenues	358836		25.00
10	224	0	0	10100	3/7/2018	2	0	Special Revenues	359158		50.00
10	224	0	0	10100	3/7/2018	2	0	Special Revenues	359132		100.00
10	224	0	0	10100	3/8/2018	2	0	Special Revenues	359191		50.00
10	224	0	0	10100	3/8/2018	2	0	Special Revenues	359239		50.00
10	224	0	0	10100	3/14/2018	2	0	Special Revenues	359612		25.00
10	224	0	0	10100	3/16/2018	2	0	Special Revenues	359998		25.00
10	224	0	0	10100	3/16/2018	2	0	Special Revenues	359999		25.00
10	224	0	0	10100	3/16/2018	2	0	Special Revenues	360000		25.00
10	224	0	0	10100	3/16/2018	2	0	Special Revenues	360001		25.00
10	224	0	0	10100	3/16/2018	2	0	Special Revenues	360002		25.00
10	224	0	0	10100	3/16/2018	2	0	Special Revenues	360003		25.00
10	224	0	0	10100	3/19/2018	2	0	Special Revenues	360076		25.00
10	224	0	0	10100	3/22/2018	2	0	Special Revenues	360261		25.00
10	224	0	0	10100	3/29/2018	2	0	Special Revenues	360604		25.00
10	224	0	0	10100	3/29/2018	2	0	Special Revenues	360605		25.00
10	224	0	0	10100	3/29/2018	2	0	Special Revenues	360606		25.00
10	224	0	0	10100	3/29/2018	2	0	Special Revenues	360607		25.00
10	224	0	0	10100	3/29/2018	2	0	Special Revenues	360608		25.00
10	224	0	0	10100	3/29/2018	2	0	Special Revenues	360609		25.00
10	224	0	0	10100	3/29/2018	2	0	Special Revenues	360610		25.00
10	224	0	0	10100	3/29/2018	2	0	Special Revenues	360611		25.00
											<u>14,800.00</u>